

creating change in Devon



Exminster Parking Survey

REPORT

12TH July 2013



Community Council of Devon, 3 & 4 Cranmere Court, Lustleigh Close, Matford Business Park, Exeter EX2 8PW

telephone 01392 248919 email info@devoncc.org.uk www.devoncc.org.uk



Catalyst from the Community Council of Devon

The Community Council of Devon has a vision of active communities shaping their own futures with improved opportunity and quality of life for all. We are a registered charity and company limited by guarantee, and have been supporting Devon’s communities for over 50 years.

Catalyst is the in-house consultancy service provided by the Community Council of Devon. Our customers can be confident that they are drawing on the experience and good standing that our 50 year track record working with communities across Devon as a professional charity and leading specialist in rural development has given us.

We provide a flexible and responsive service which is cost effective to the commissioner. We are experienced in delivering a range of specialist and bespoke support services to communities

CATALYST: on brief, on budget and on time!

The Community Council of Devon’s Values

We value people - We will develop the strengths of people we work with. We will listen, provide opportunities for people to be heard, and encourage client feedback. We will champion equality and diversity. We will invest in and value our employees and volunteers.

We value community - We will work closely with communities, actively involving members in our organisation. We will continuously develop our local knowledge. We will champion the concept of active and inclusive communities, acting as honest brokers, and helping them to achieve positive change.

We value professionalism - We will work with transparency, honesty and integrity. We will be accountable, informed, and flexible. We will work efficiently, to recognised quality standards, in ways that demonstrate good governance and financial prudence.

We value environmental responsibility - We will promote environmental awareness and highlight good practice in sustainable development. We will work responsibly within Community Council of Devon and with communities to reduce adverse impacts on the environment. We will encourage initiatives that support healthy communities, and encourage people to socialise, shop and work locally.

We value good communication - We will provide clear and timely information. We will link communities together to share and develop good practice, and to amplify their voice. We will enable rural and community views to be heard within partnerships and networks. We will promote and maximise the use of appropriate technology.

Exminster Parking Survey

Contents:	Page:
1. Background	3
2. Description of Service	3
3. Area of the Survey	3
4. The Survey Experience	4
5. Overall Results	5
Individual areas:	
6.1 Dryfield - On Road (North side)	7
6.2 Dryfield - On Road (South side)	8
6.3 Dryfield - Victory Hall Car Park	9
6.4 Crockwells	10
6.5 Tesco - marked bays in front of shops	11
6.6 Church Stile	12
6.7 Main Road - on road parking - opposite the Victory Hall	13
6.8 Main Road - corner of Dryfield towards Crockwells	14
6.9 Main Road - on road parking - outside Victory Hall next to bus stop	14
6.10 Main Road - Entrance to Spurfield House	15
7. Doctors Surgery	16

Exminster Parking Survey

1. Background

As agreed with Exminster Parish Council the Community Council of Devon undertook a survey of parking in the centre of Exminster between Monday 1st and Friday 5th July in accordance with the following description:

2. Description of Service (as per the accepted quote)

The Community Council of Devon will:

Provide a resource to undertake a parking survey over a 5 day Monday - Friday period, during school term time:

- monitor a specified number of identified parking places (up to 80 in total)
- in the vicinity of the Victory Hall Exminster
- record licence plate numbers of parked vehicles at 40 minute intervals
- starting at approx. 8:00 each day with a final recording between 17:20 and 18:00 each afternoon

The Community Council of Devon will:

Collate and analyse the data from the surveys (15 sets of data per day) and identify in a written report:

- For each day, how many cars were parked for a period of more than approx. 6 hours continuously (ie considered to be ‘all day’)
- How many specific vehicles were (repeatedly) parked ‘all day’ on 1 occasion, 2, 3, 4 and 5 occasions.
- How many restricted/unrestricted parking spaces were vacant at specific times on each day.
- Average estimated length of stay in 1 hour and 2 hour ‘restricted’ parking spaces (Victory Hall car park).
- Average estimated length of stay outside Tesco.
- Average estimated length of stay in other ‘unrestricted’ parking spaces.
- Number of different vehicles utilising the parking spaces each day.
- Number of different vehicles utilising the parking spaces over the 5 day period

3. Area of the Survey

- Dryfield - between the Police House and Main Road - both on road parking and marked bays beside the Victory Hall
- Main Road - 4 areas between Tesco and Crockwells - all on road parking (corner of Dryfield towards Crockwells, entrance to Spurfield House, opposite the Victory Hall, outside Victory Hall next to bus stop)
- Crockwells - from Main Road as far as the turning into Crockwells Close
- Tesco - marked bays in front of shops
- Church Stile - on road parking

In addition, and at the same 40 minute intervals, the survey also counted the number of free parking spaces in the Doctors Surgery car park (off Church Stile).

4. The Survey Experience

3 Research Assistants were recruited to undertake the survey.

- All the researchers were given an on site briefing and familiarisation with the area.
- A Risk Assessment was undertaken and mitigating actions taken where considered necessary.
- All the reserachers were briefed on the Community Councils Lone Working Policy and provided with a copy.
- Researchers carried Community Council of Devon identification and an introductory letter from the Parish Council.

A member of the Community Council of Devon Management Team visited the site at least once every day to ensure the survey was progressing as planned and no problems were being encountered.

Comments:

- All the researchers were engaged in conversations by local people including members of the Parish Council.
- No specific problems were encountered and there were no difficult situations with members of the public.
- One researcher reported that a lady, concerned that he might be a traffic warden, had been warning people not to park illegally. On balance we do not believe this has had any material impact on the results.

5. Overall Results

Number of Vehicles parked each day:

Monday	145
Tuesday	204
Wednesday	233
Thursday	210
Friday	203
Average	199
Total	764

These figures show the number of different vehicles parking in the selected areas of Exminster on each day of the survey

This is an arithmetical average of the above figures

This is the number of **different** vehicles parked over the 1 week period

Length of Stay:

The table below shows the number of vehicles parking for the periods shown. Data covers all parking areas surveyed for the whole of the 5 day period.

40 min	1 hr 20 m	2 hr	2 hr 40 m	3 hr 20 m	4 hr	4 hr 40 m	5 hr 20 m
686	144	79	38	30	27	25	20
6 hr	6 hr 40 m	7 hr 20 m	8 hr	8 hr 40 m	9 hr 20 m	10 hr	
6	7	12	9	14	20	47	

- The predominance is towards ‘short stay’ parking of less than 2 hours.
- However there are a significant number of vehicles (115) parking for more than 6 hours, which is interpreted as ‘all day’. This equates to an average of 23 per day.

Of the 115 instances of ‘all day’ parking:

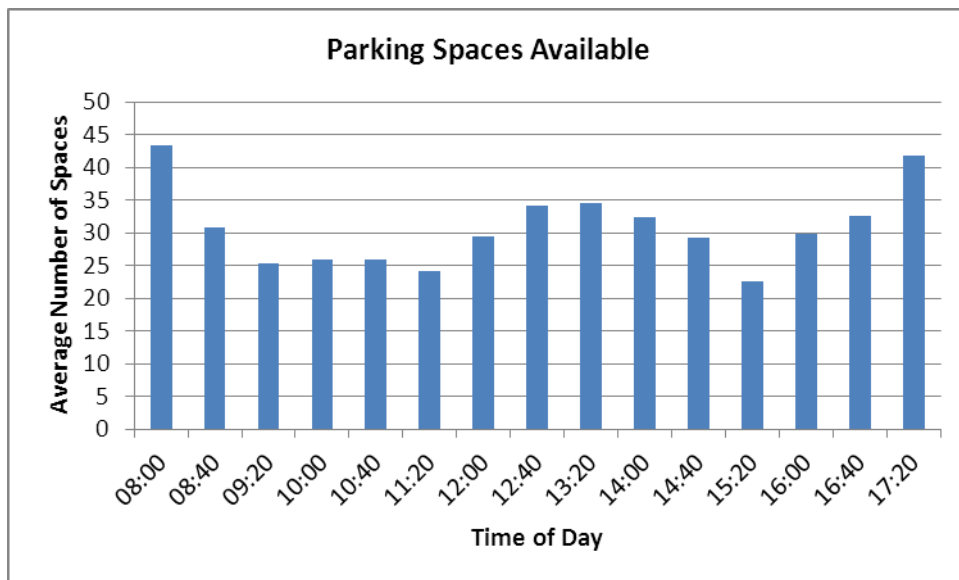
- 5 vehicles parked ‘all day’ on 5 consecutive days
- 5 vehicle parked ‘all day’ on 4 occasions
- 4 vehicle parked ‘all day’ on 3 occasions
- 15 vehicles parked ‘all day’ on 2 occasions
- 28 vehicles parked ‘all day’ once only

(some of these vehicles may belong to residents who do not have sufficient off road parking for their own vehicles)

From this evidence it does not appear that (many) drivers are parking all day every day in Exminster.

Parking Availability:

The chart below shows the average number of available parking spaces which were recorded at different times of the day over the 5 day period and across all the surveyed areas.



- The peak time for parking (when the fewest spaces are available) is at about 3 pm to 3:30 pm

	Monday	Tuesday	Wednesday	Thursday	Friday
Daily total available spaces	509	395	449	455	504

- Tuesday is the busiest parking day, followed by Wednesday and Thursday, with Monday and Friday being the least busy.

Considering that Dryfield could be seen as the principle parking area, and just considering the unrestricted parking in Dryfield both on the road side and the unrestricted bays:

- There were **always** a minimum of 2 spaces available
- Morning between 9 o'clock and 12 o'clock are the busiest times for parking with an average of only 5.3 available spaces.
- In the afternoons period (between 1 o'clock and 4 o'clock) there are an average of 8.25 available spaces.
- Tuesday and Thursday were the busiest days for parking.

6.1 Dryfield - On Road (North side - from car park down to opposite the Police House)

This is road side parking without marked bays and without parking restrictions.

The highest number of vehicles parked in this area was 8. This is probably the maximum number of spaces available, however it would depend on both the size of the vehicles and the size of the gaps left between them.

Length of Stay:

The table shows the number of vehicles parked for approximately the times shown over the course of the 5 days.

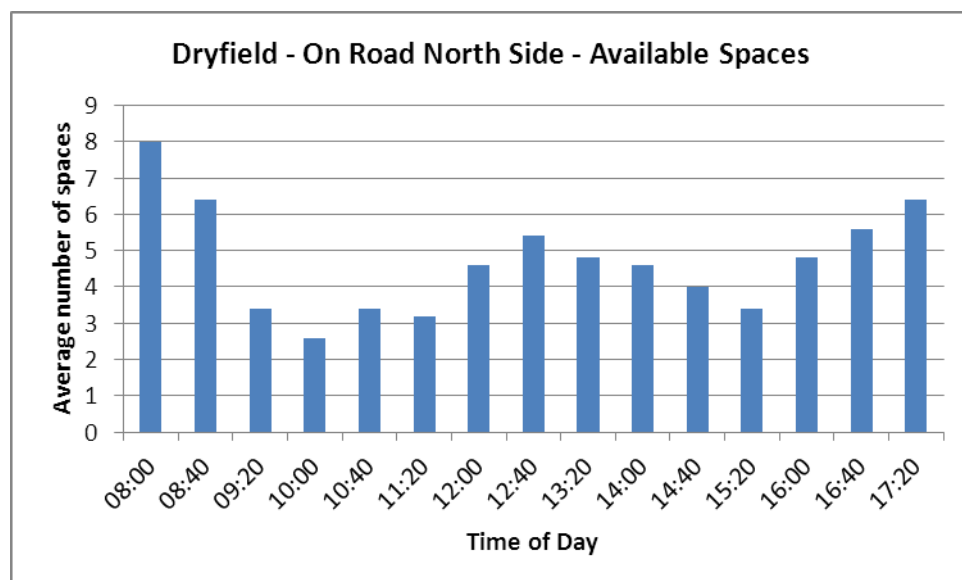
40 mins	1 hr 20 m	2 hrs	2 hr 40 m	3 hrs less than 4 hrs	4 hrs Less than 5 hrs	5 hrs less than 6 hrs	More than 6 hours
30	15	9	8	8	5	1	3

Most of the parking here is short stay.

- The figures show 54 vehicles (30 + 15 + 9) using the area for ‘short stay’ (up to 2 hours) parking over the course of the week or about 11 vehicles a day.
- Only 3 vehicles parked for more than 6 hours during the week (less than 1 a day on average).

Parking Availability:

Assuming 8 to be the maximum number of vehicles which are likely to be parked here: There were only 4 occasions (out of 75 recordings) when no spaces were available. The average availability is shown below.



6.2 Dryfield - On Road (South side - opposite designated car park spaces)

This is road side parking without marked bays and without parking restrictions.

The highest number of vehicles parked in this area was 10. This is probably the maximum number of spaces available, however it would depend on both the size of the vehicles and the size of the gaps left between them.

Length of Stay:

The table shows the number of vehicles parked for approximately the times shown over the course of the 5 days.

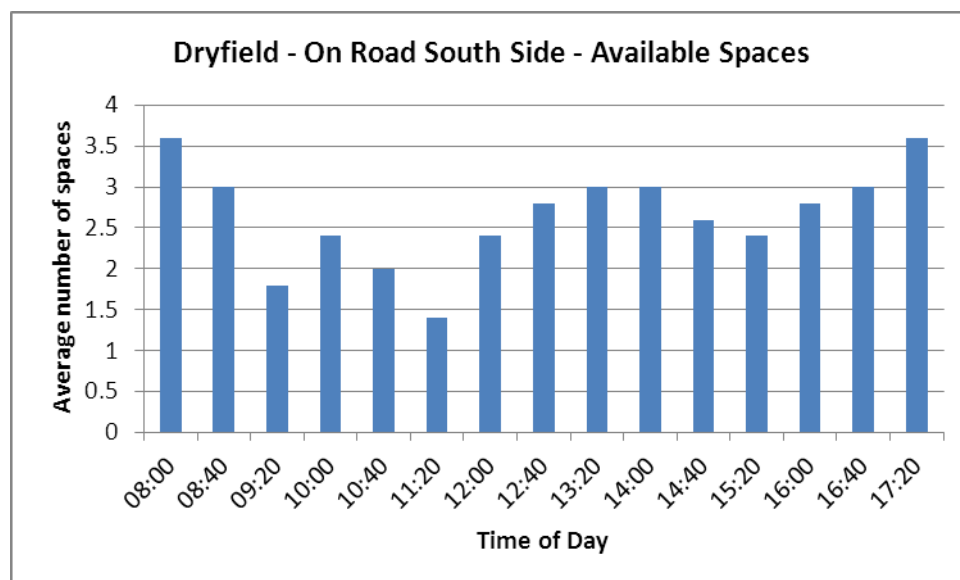
40 mins	1 hr 20 m	2 hrs	2 hr 40 m less than 4 hrs	4 hrs Less than 5 hrs	5 hrs less than 6 hrs	6 hrs less than 9 hrs	More than 9 hours
26	12	4	7	10	7	9	15

There is far more of a trend towards longer stay and ‘all day’ parking in this area.

- The table confirms that on average 5 vehicles per day park in this area for more than 6 hours, which could be taken as a definition of ‘all day’.
- 15 vehicles (average of 3 per day) are parked for more than 9 hours.

Parking Availability:

Assuming 10 to be the maximum number of vehicles which are likely to be parked here: There were only 2 occasions (out of 75 recordings) when no spaces were available. The average availability is shown below.



6.3 Dryfield - Victory Hall Car Park

There are 4 distinct types of parking available:

- Unrestricted - 8 spaces
- 2 hour limit - 5 spaces
- 1 hour limit - 5 spaces
- Disabled - 2 spaces

Length of Stay:

Number of vehicles parked for approximately the times shown

40 mins	1 hr 20 m	2 hrs	2 hr 40 m less than 4 hrs	4 hrs less than 5 hrs	5 hrs less than 6 hrs	6 hrs less than 9 hrs	More than 9 hours
Unrestricted							
22	12	8	13	5	5	11	11
2 hour limit							
79	20	16	10	1	0	2	1
1 hour limit							
124	37	16	4	0	1	1	0
Disabled							
23	1	3	2	0	1	0	0

In the Unrestricted spaces:

- 22 vehicles (average 4.4 per day) used this area for ‘all day’ (more than 6 hours parking). This is more than half of the spaces being used for all day parking.
- 42 vehicles parked for upto 2 hours (average 8.4 per day)
- 23 vehicles parked for between 2 hours and 6 hours (average 4.6 per day)

In the 2 hour spaces:

- The vast majority of users (115 out of 129 - 89%) observed the time limit.
- There were 14 incidents (average 2.8 a day) of vehicles parking for more than 2 hours.

In the 1 hour spaces:

- The majority of users (124 out of 183 - 68%) observed the time limit.
- There were 59 incidents (average 11.8 a day) of vehicles parking for more than 1 hour.
- Most of those that exceeded the limit most (53 out of 59) did so by less than 1 hour.

Disabled:

- These spaces tend to be used for shorter stay parking mostly for less than 1 hour

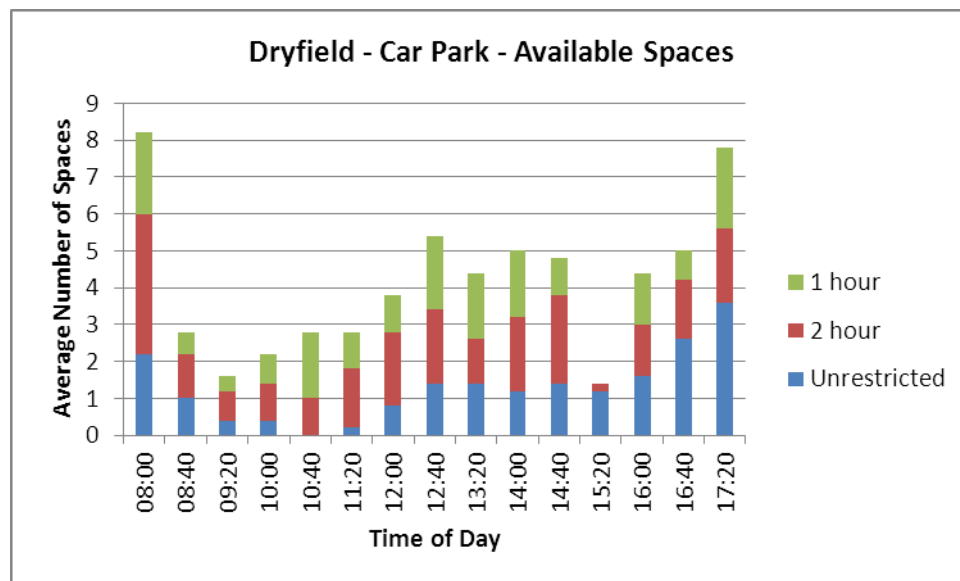
Parking Availability:

Disabled spaces:

- The research did not include verifying that vehicles parked in the disabled parking places were displaying an appropriate ‘blue badge’.
- There were 15 occasions (out of 75 records) when both disabled spaces were occupied. On 7 of these occasions there were free spaces in the adjoining 1 hour bays.

General:

- Throughout the week there were 7 occasions (out of 75 recordings) when there were no spaces available in the Unrestricted, 2 hour or 1 hour parking bays.
- At these times there were parking spaces available in Dryfield on the road side.
- Tuesday and Thursday were the busiest days for parking followed by Wednesday then Friday, with Monday being the least busy.
- Parking is heaviest in the morning between about 8:40 am and 10 o'clock and again in the afternoon between about 3 o'clock and 3:30 pm



6.4 Crockwells

This is road side parking without marked bays and without parking restrictions.

The highest number of vehicles parked in this area was 5. Our estimate is that upto 8 vehicles could park here, depending on both the size of the vehicles and the gaps left between them.

Length of Stay:

Number of vehicles parked for approximately the times shown

40 mins	1 hr 20 m	2 hrs	2 hr 40 m less than 4 hrs	4 hrs Less than 5 hrs	5 hrs less than 6 hrs	6 hrs less than 9 hrs	More than 9 hours
12	3	1	9	3	1	4	1

- 16 vehicles (average 3.1 per day) used this area for ‘short stay’ parking.
- 5 vehicles (average 1 perday) used this area for ‘all day’ parking.

Parking Availability:

- There was no pressure on parking availability in this area.
- Parking availability ranged from a minimum of 3 spaces upto 8 spaces.
- Average availability was approx. 6 spaces.

6.5 Tesco - marked bays in front of shops

There are 8 marked bays in front of the shops.
There are no restrictions on these parking bays.

No attempt was made to account for deliveries (to Tesco) which required several bays to be cordoned off. These tended to happen in the early morning period.

Length of Stay:

Number of vehicles parked for approximately the times shown

40 mins	1 hr 20 m	2 hrs	2 hr 40 m less than 4 hrs	4 hrs Less than 5 hrs	5 hrs less than 6 hrs	6 hrs less than 9 hrs	More than 9 hours
267	21	3	5	1	3	1	2

- The vast majority of parking is ‘short stay’ with 267 vehicles parked for about 40 minutes or less (an average of 53.4 per day)
- With 8 bays this suggests between 6 and 7 vehicles using each bay during the day, or 1 every 1 hr 30 mins approximately
- 3 vehicles used the spaces for ‘all day’ parking - 1 vehicle was parked ‘all day’ on 2 consecutive days.

Parking Availability:



- There were 12 occasions (out of 75 recordings) when no spaces were available.
- Parking is heaviest in the afternoon between about 3 o'clock and 3:30 pm when it would be difficult to find a space.
- On Wednesday there were only half as many available spaces as on any other day. This can be directly attributed to 2 vehicles being parked ‘all day’.

6.6 Church Stile

This is road side parking without marked bays and without parking restrictions.

The highest number of vehicles parked in this area was 7. This is probably the maximum number of spaces available, however it would depend on both the size of the vehicles and the size of the gaps left between them.

Length of Stay:

Number of vehicles parked for approximately the times shown

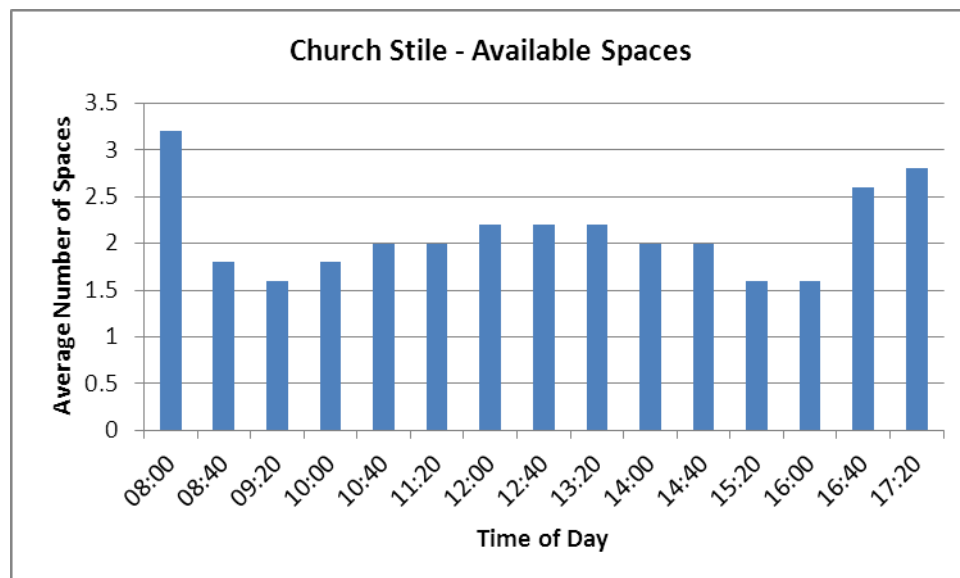
40 mins	1 hr 20 m	2 hrs	2 hr 40 m less than 4 hrs	4 hrs Less than 5 hrs	5 hrs less than 6 hrs	6 hrs less than 9 hrs	More than 9 hours
8	4	2	4	1	3	1	19

A relatively high percentage of vehicles are parked here ‘all day’ ie more than 6 hours. 20 vehicles or an average of 4 per day.

Of the 20 instances of ‘all day’ parking:

- 2 vehicles was parked ‘all day’ on 5 consecutive days
- 1 vehicle parked ‘all day’ on 4 occasions
- 1 vehicle parked ‘all day’ on 2 occasions
- 4 vehicles parked ‘all day’ once only

Parking Availability:



- There was only 1 occasion when no parking spaces were available.
- Parking peaks occur around 9 o'clock in the morning and again at 3:30 in the afternoon.

6.7 Main Road - on road parking - opposite the Victory Hall

This is road side parking without marked bays and without parking restrictions.

The highest number of vehicles parked in this area was 6. This is probably the maximum number of spaces available, however it would depend on both the size of the vehicles and the size of the gaps left between them.

Length of Stay:

Number of vehicles parked for approximately the times shown

40 mins	1 hr 20 m	2 hrs	2 hr 40 m less than 4 hrs	4 hrs Less than 5 hrs	5 hrs less than 6 hrs	6 hrs less than 9 hrs	More than 9 hours
20	2	4	5	5	0	7	9

A mixed pattern of parking with:

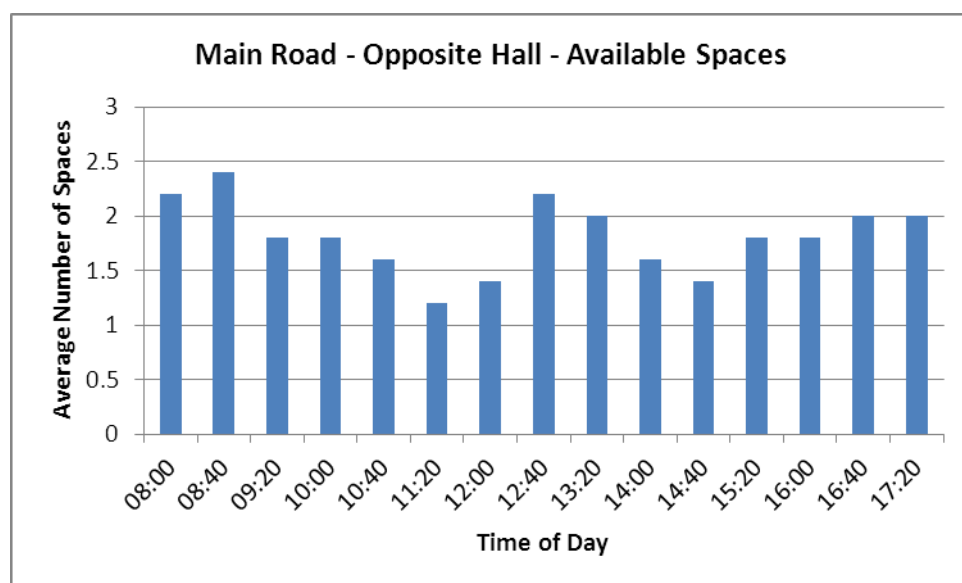
- an average of 5.1 vehicles using this area for ‘short stay’ parking each day
- an average of 3.1 vehicles using this area for ‘all day’ parking each day.

Of the 16 instances of ‘all day’ parking:

- 1 vehicle was parked ‘all day’ on 5 consecutive days
- 1 vehicle parked ‘all day’ on 3 occasions
- 3 vehicles parked ‘all day’ on 2 occasions
- 2 vehicles parked ‘all day’ once only

Parking Availability:

There were only 3 occasions (out of the 75 recordings) when no spaces were available.



6.8 Main Road - corner of Dryfield towards Crockwells

This area is restricted parking. Vehicles are only entitled to park for 20 minutes with no return within 40 minutes.

This restriction appears to be largely ignored.

Length of Stay:

Number of vehicles parked for approximately the times shown

40 mins	1 hr 20 m	2 hrs	2 hr 40 m less than 4 hrs	4 hrs Less than 5 hrs	5 hrs less than 6 hrs	6 hrs less than 9 hrs	More than 9 hours
30	8	3	6	1	2	2	8

- 30 vehicles were only recorded once on the survey. They could have been parked for anything from a few minutes up to 1 hr 20 minutes. We could assume that the average parking time was about 40 minutes, which exceeds the parking limit. However the survey was not sensitive enough to prove that any of these vehicles exceeded the limit.
- 30 vehicles clearly exceeded the parking limit (an average of 6 per day)
- 10 vehicles (average 2 per day) parked ‘all day’ ie for more than 6 hours.

Parking Availability:

On one occasion 6 vehicles were parked in this area. However this entails protruding out onto the road and must be considered as unadvisable (to say the least).

Depending on the size of the vehicles and the gaps between them a more realistic maximum number of spaces would be 5.

	No Spaces	1 Space	2 Spaces	More than 2 spaces
Monday	1	3	6	4
Tuesday	1	7	6	1
Wednesday	2	7	5	1
Thursday	0	3	7	5
Friday	1	7	7	0

This table shows how many occasions for each day parking spaces were available.

6.9 Main Road - on road parking - outside Victory Hall next to bus stop

This is road side parking without marked bays. There are parking restrictions which relate to Monday mornings and Saturdays only, when parking is restricted to permit holders.

The highest number of vehicles parked in this area was 3. This is probably the maximum number of spaces available, however it would depend on both the size of the vehicles and the size of the gaps left between them.

Length of Stay:

Number of vehicles parked for approximately the times shown

40 mins	1 hr 20 m	2 hrs	2 hr 40 m less than 4 hrs	4 hrs Less than 5 hrs	5 hrs less than 6 hrs	6 hrs less than 9 hrs	More than 9 hours
37	9	3	1	1	1	2	0

- This is predominantly ‘short stay’ parking with an average of 9.8 vehicles every day parking for less than 2 hours (7.4 of these for less than 1 hour).
- There were 2 instances of vehicles being parked for more than 6 hours.

Parking Availability:

The following table shows how many occasions for each day parking spaces were available:

	No Spaces	1 Space	2 Spaces	3 Spaces
Monday	0	8	4	3
Tuesday	0	12	1	2
Wednesday	1	6	6	2
Thursday	2	9	3	1
Friday	1	8	6	0

6.10 Main Road - Entrance to Spurfield House

Casual parking in the entrance to Spurfield House.

No more than 2 vehicles were parked here at any given time.

Length of Stay:

Number of vehicles parked for approximately the times shown

40 mins	1 hr 20 m	2 hrs	2 hr 40 m less than 4 hrs	4 hrs Less than 5 hrs	5 hrs less than 6 hrs	6 hrs less than 9 hrs	More than 9 hours
8	0	7	2	1	1	0	0

- The majority of parking (15 out of 19 - 79%) was ‘short stay’.
- Only 2 vehicles over the course of the week parked for more than 4 hours.
- No vehicles used this area for ‘all day’ parking ie more than 6 hours.

Parking Availability:

This is not an area that would be likely to be promoted as a parking place. However, on the basis of the survey the following table shows how many occasions for each day parking spaces were available:

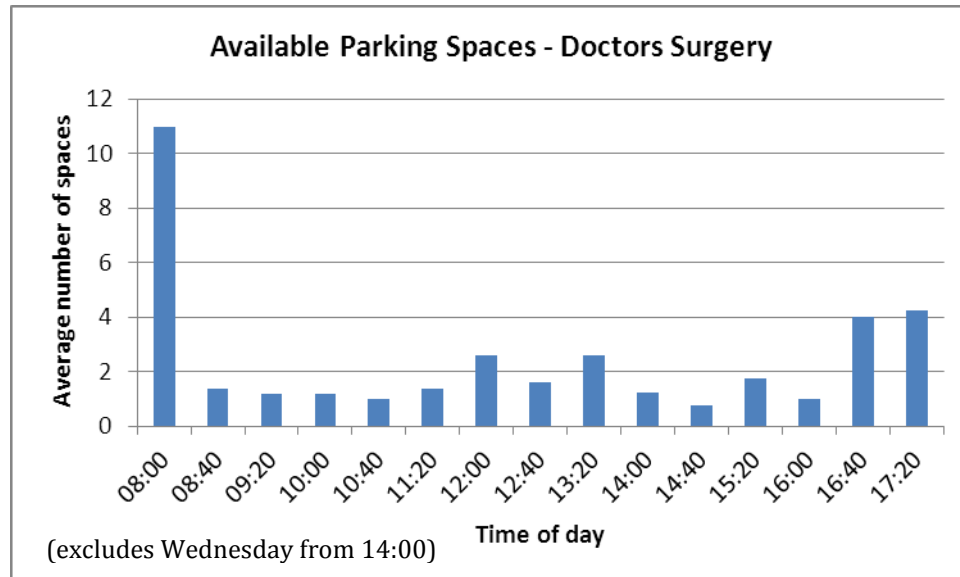
	No Spaces	1 Space	2 Spaces
Monday	0	11	4
Tuesday	6	8	1
Wednesday	1	9	5
Thursday	0	3	12
Friday	0	4	11

The high incidence of no parking spaces on Tuesday results from 2 vehicles being parked here for the whole of the morning.

7. Doctors Surgery

Surgery hours are from 8:30 am to 6:00 pm Monday to Friday with ‘half day closing’ on Wednesday afternoons.

The profile of vacant spaces in the car park reflects this pattern.



- The surgery car park fills up between 8 am and 8:30 each morning. By 8:40 each morning there are only 1 or 2 free spaces available.
- Throughout the week there are generally spaces available in the surgery car park. On average 1 or 2 places only.
- Parking availability is higher in the afternoon after 16:30.
- Between 8:40 in the morning and 18:00 in the evening over 5 days there were 12 occasions when there were no spaces available in the car park (12 out of 70 is 17%)

