

Exminster **PARISH COUNCIL**

Serving the Community

PO Box 30
Exminster
Devon
EX6 8XX
07599 762634

www.exminsterparishcouncil.gov.uk
clerk@exminsterparishcouncil.gov.uk



Community Plan 2019

Survey Results Report



Foreword

Exminster Parish Council decided in early 2019 to refresh the Community Plan which was published in 2011, and created a Working Party consisting of Parish Councillors and Exminster residents to conduct a survey and to produce a new Community Plan.

The Survey of residents took place in the summer of 2019, but the analysis of the results and the creation of a new Community Plan was brought to a halt by the COVID-19 pandemic.

In the intervening period, many of the comments made by residents are already being reflected in activities that are taking place. Notably, the Parish Council's Environment Working Party has many in its Environment Action Plan. A Speedwatch group has been setup alongside the '20s Plenty' campaign that the Council are actively pursuing with Devon County Council. The Parish Council has overhauled its communication strategy by increasing its use of Social Media and creating a new website accessible to all. For this reason, the Parish Council has decided to only publish the Survey results and not to produce a Plan.

The Parish Council will continue to use the survey results to inform its decisions, plan for the future and when updating the Neighbourhood Development Plan.

If you have any queries about this Survey Report or what the Parish Council is doing about the results, then please contact the Parish Clerk.

Finally, I would like to thank all members of the Community Plan Working Party and to Parish Councillors, past and present, who contributed their time and energy to the exercise.

Kevin Smith

Chair of Exminster Parish Council

May 2022

Table of Contents

1. Introduction and methodology	4
2. Analysis of Survey Results	5
Question One: Gender	5
Question Two: Age	5
Question Three: Length of time in the parish	6
Question Four: Recommending Exminster	6
Question Five: Exminster in Teignbridge	7
Question Six: A supportive community	8
Question Seven: Volunteering	8
Question Eight: Antisocial behaviours	9
Question Nine: Dog waste bins	10
Question Ten: Safety	10
Question Eleven: Barriers to walking and cycling	11
Question Twelve: Addressing speeding cars	12
Question Thirteen: Household vehicle parking	13
Question Fourteen: Improving parking	14
Question Fifteen: Electric car charging	15
Question Sixteen: Lift sharing	15
Question Seventeen: Co-Cars	15
Question Eighteen: Buses	16
Question Nineteen: Railway halt	16
Question Twenty: Railway use	17
Question Twenty-One: Facilities	18
Question Twenty-Two: Indoor facilities	19
Question Twenty-Three: Improving facilities	19
Question Twenty-Four: Additional facilities	20
Question Twenty-Five: Grass verges	20
Question Twenty-Six: Funding services	21
Question Twenty-Seven: Communication	21
Question Twenty-Eight: Housing arrangements	22
Question Twenty-Nine: Community Land Trust	22
Question Thirty: Affordable housing	22

Question Thirty-One: Supporting affordable housing.....	23
Question Thirty-Two: Intention to move	23
Question Thirty-Three: New build design.....	24
Question Thirty-Four: Impression of existing developments	25
Question Thirty-Five: Recycling	25
Question Thirty-Six: Environmental measures.....	26
Question Thirty-Seven; Children’s Facilities	26
Question Thirty-Eight: Westbank Healthy Living & Community Care ...	27
Question Thirty-Nine: Exminster Parish Council.....	28
Question Forty: Practical ideas.....	28
Question Forty-One: Any other points	29

1. INTRODUCTION AND METHODOLOGY

The Exminster Community Plan Survey was designed by the Community Plan Working Party which was setup by Exminster Parish Council in early 2019. The survey consisted of 41 questions divided into several broad themes.

The Survey was available to Exminster residents both in hard copy and online between July and November 2019.

There were 885 paper surveys completed and 220 online surveys, making a total of 1095.

2. ANALYSIS OF SURVEY RESULTS

Question One: Gender

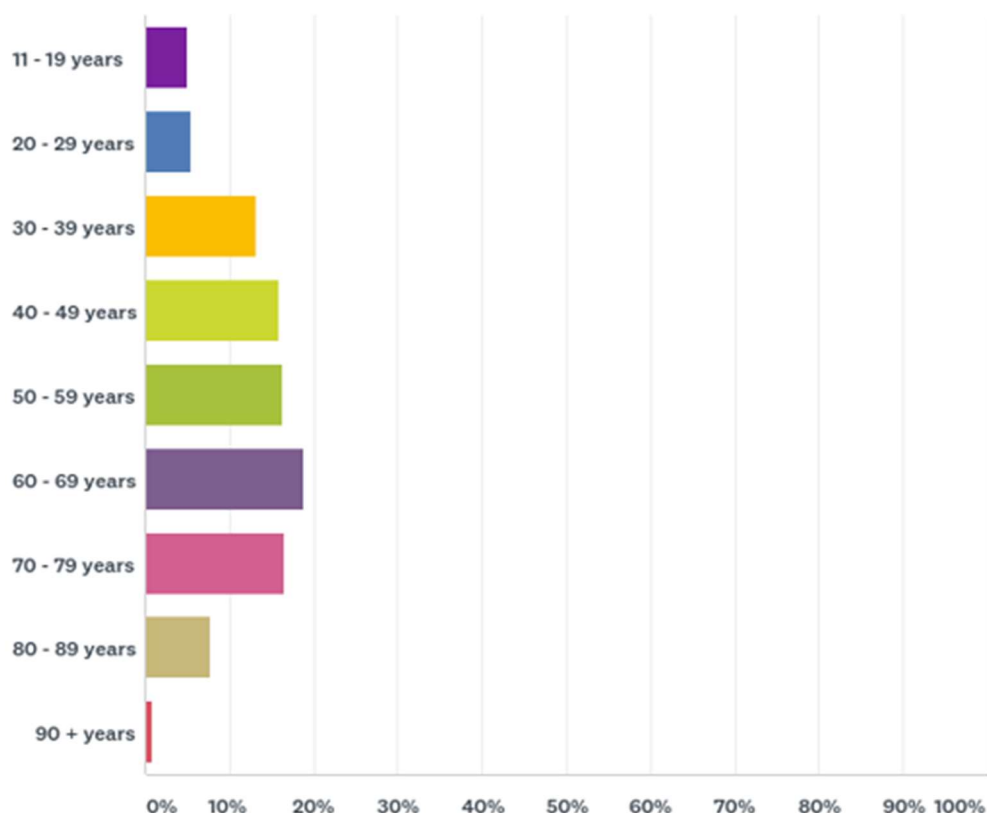
Question one asked respondents: “Which gender do you identify with?”.

There were more female participants (56.27%) than male (42.99%). Eight respondents selected that they would prefer not to say.

Question Two: Age

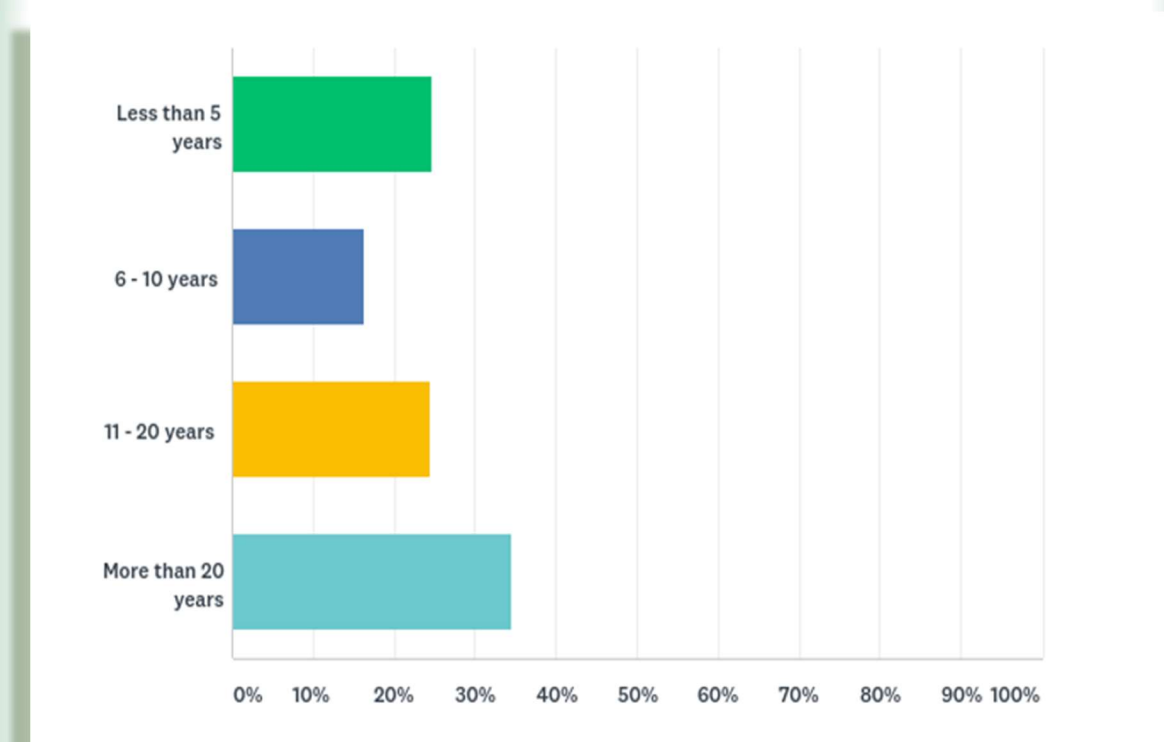
Question two asked respondents to select their age range.

There were respondents in all the age ranges.



Question Three: Length of time in the parish

Respondents were asked: “How long have you lived in the parish?”.



A significant number at 34.5% of respondents had lived in the parish for more than 20 years, however there was a spread across all time ranges.

Question Four: Recommending Exminster

Respondents were asked: “Would you recommend Exminster to family and friends as a place to live?”.

A majority, 72.41%, said that they would recommend Exminster as a place to live.

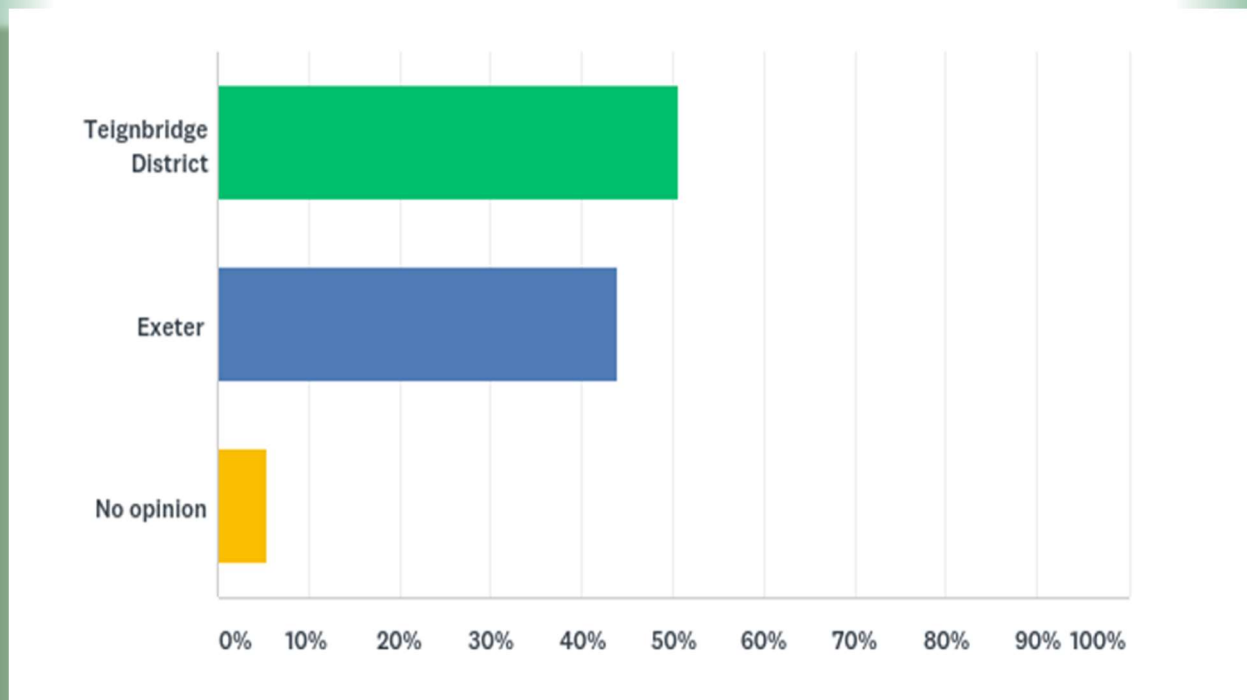
Respondents gave reasons for this, citing Exminster as a friendly community, with good facilities, good transport links, and well located, being both close to city and countryside, yet still with a village feel.

Only 2.5% of respondents stated that they would not recommend Exminster as a place to live, and their reasons were that Exminster was now too big, with too many developments and no longer had the feel of a village.

Question Five: Exminster in Teignbridge

Although Exminster is in the Teignbridge District, it is very close to Exeter and therefore respondents were asked: *“Do you think of Exminster as part of Teignbridge District or Exeter?”*.

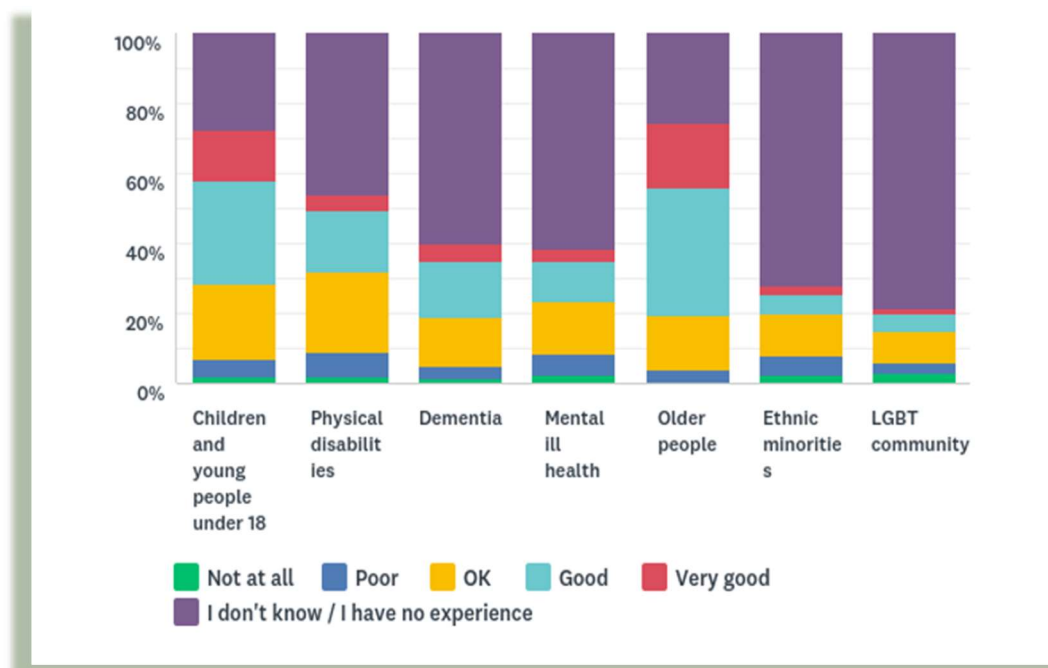
The response here was evenly split. A significant number of respondents did think of Exminster as being part of Exeter, with only just over half at 50.57 thinking of Exminster as being a part of Teignbridge.



Question Six: A supportive community

Respondents were asked: “A supportive community could be described as one where people of all ages and abilities are understood, respected and supported. Thinking about the groups below, to what extent does this statement reflect your experience of living in Exminster?”. The question listed seven groups of people.

Many participants reported ‘not knowing’ or ‘having no experience’ of the groups listed and in particular for the LGBT community and ethnic minorities.



The groups considered by respondents to be best supported in Exminster were ‘Children and young people under 18’ and ‘Older people’. Ethnic minorities, the LGBT community, and those suffering from mental ill health were the groups least likely to be considered supported in Exminster.

Question Seven: Volunteering

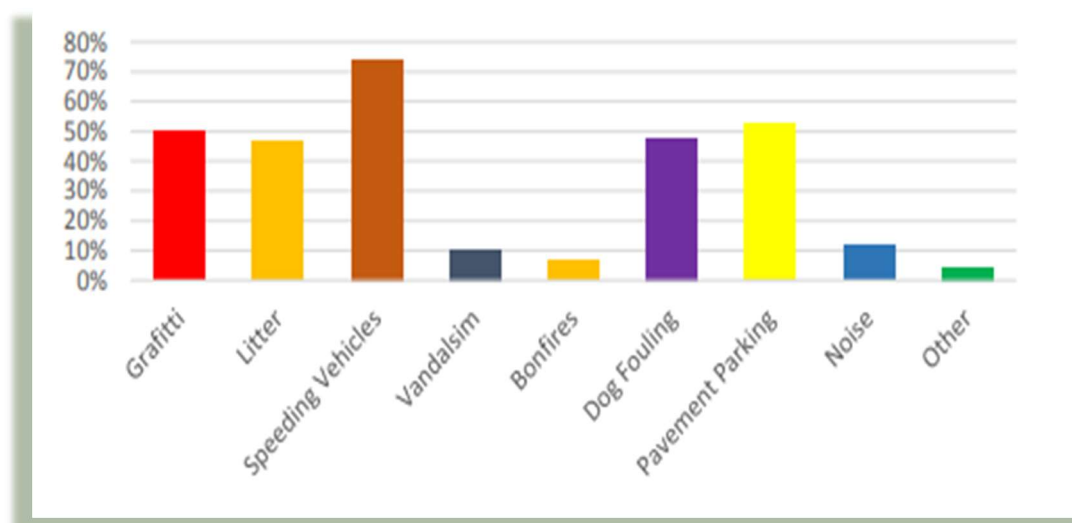
Respondents were asked: “Looking back over the last year, have you given unpaid help to any groups, clubs or organisations in Exminster?”. ‘Unpaid help’ was defined as any role where the respondent was a helper, committee member, trustee, or organiser rather than just a member of the group, club or organisation.

46.89% had not given any unpaid help in Exminster. However, 10.55% gave unpaid help at least once a week, 12.52% gave unpaid help about once a month, and 13.37% gave unpaid help a couple of times a year.

Common reasons given for not giving unpaid help were that respondents had work commitments, look after children / home, and that they do other things with their spare time. Some respondents explained that they have an illness or disability that prevents them from giving unpaid help.

Question Eight: Antisocial behaviours

Respondents were asked: “Do you feel that we have a problem with any of these anti-social behaviours in the parish?”. The question listed eight anti-social behaviours, and ‘other’.



In the free text field, respondents repeated their concerns about vehicles in the village speeding and pavement parking, along with parking on double lines and concerns about commercial vehicles parking for long periods of time in the village and blocking access and parking for others. A number of respondents explained that people can get away with inconsiderate parking as there are no police checks or traffic wardens.

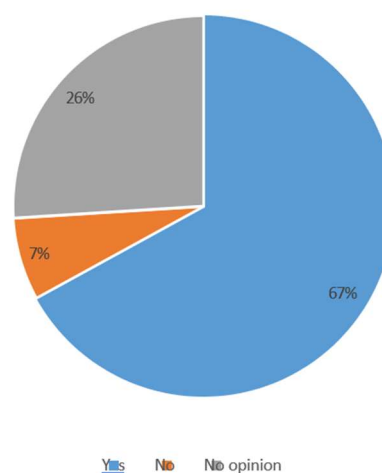
Further concerns around speeding vehicles were raised in relation to the potential danger to cyclists. The dangers of pavement parking were also raised, especially for children and disabled residents who many then have to walk on roads. Concerns were also expressed that the Swans Nest roundabout is dangerous for pedestrians to cross.

Finally, a number of respondents complained that dog mess is being left in bags on pavements and in bushes.

Question Nine: Dog waste bins

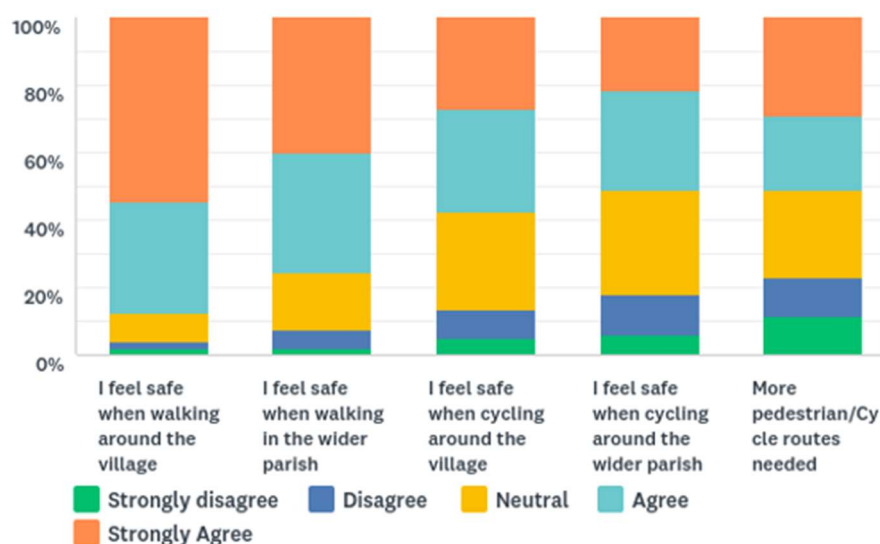
Respondents were asked: *“Do you feel that there are sufficient areas in the parish for people to walk their dog with easy access to dog fouling bins?”* When answering the question respondents were asked to bear in mind that they can use any public litter bin to dispose of dog waste.

Whilst most residents felt there were enough bins or had no opinion, those who felt more bins were needed particularly suggested around Reddaway Drive, whilst others used the opportunity to raise the importance of such bins actually being used.



Question Ten: Safety

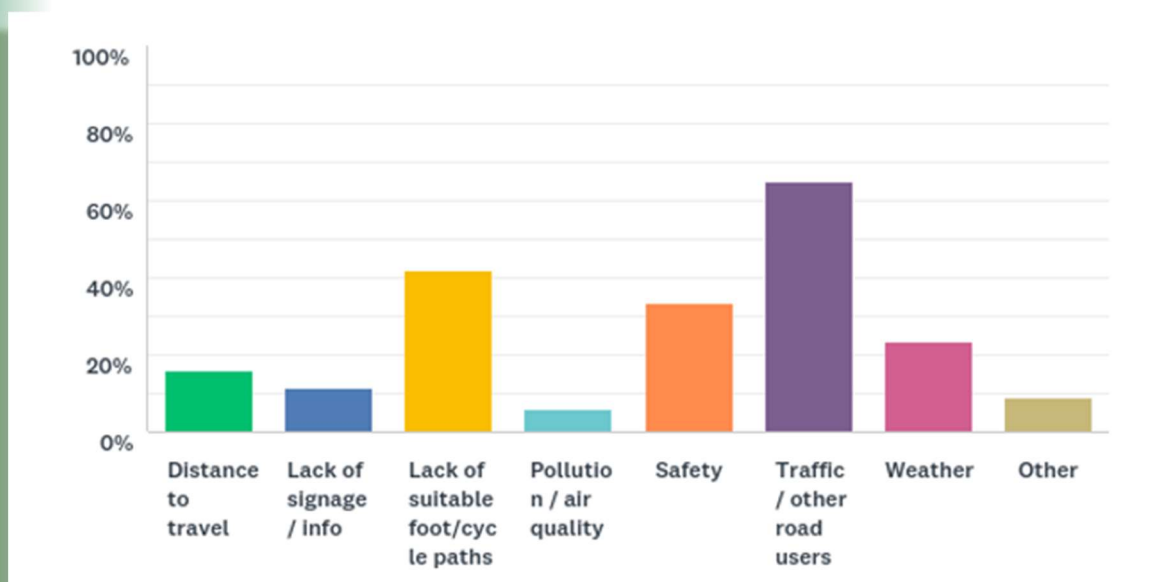
Respondents were asked: *“How safe do you feel when walking or cycling around the village or in the wider parish?”*



Taking together the two positive responses of ‘Strongly agree’ and ‘agree’, most people felt safest walking around the village, slightly less safe walking around the wider parish, and much less safe cycling in the village or around the wider parish. A significant number, 50.77% of respondents, felt that more dedicated cycle and pedestrian routes were needed and raised issues around narrow paths/pavements, and poor maintenance.

Question Eleven: Barriers to walking and cycling

Respondents were asked: “What do you consider to be the main barriers to walking or cycling in the parish?”. The question listed seven barriers and ‘other’.

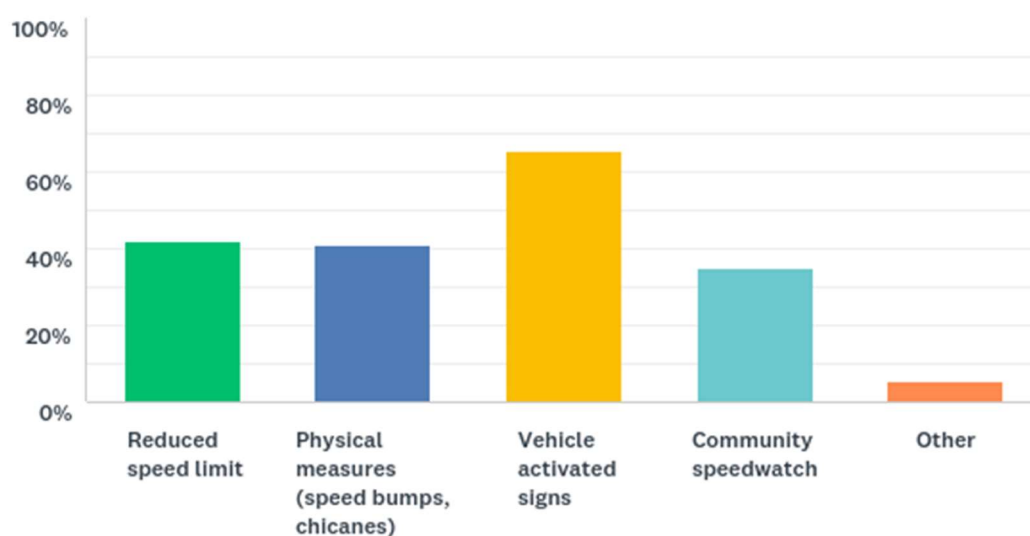


Traffic and lack of suitable cycle and footpaths were cited as the main barriers. Participants used the free text box to expand on the problem of speeding cars and the need for a cycle path through the village.

Question Twelve: Addressing speeding cars

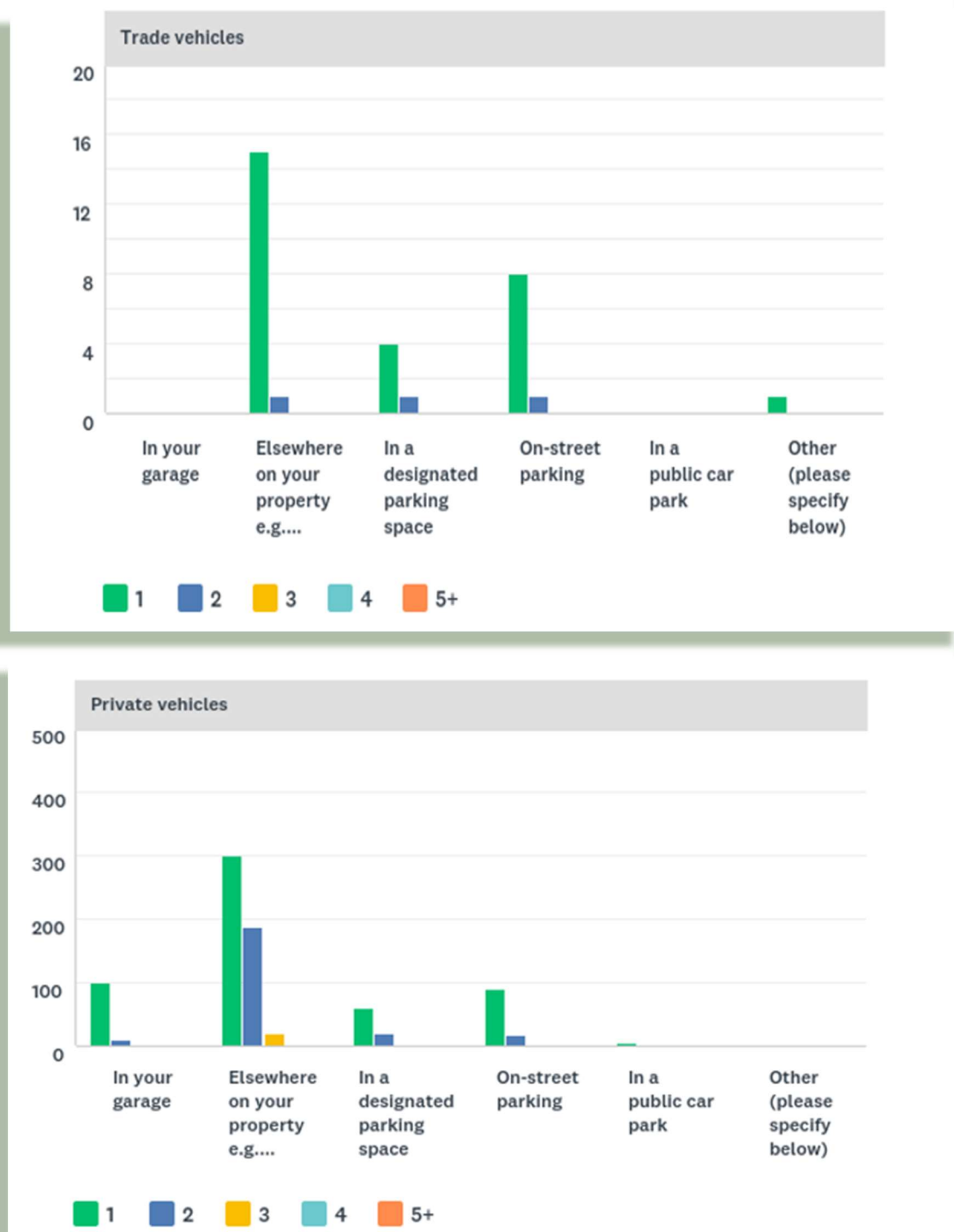
This question asked respondents about reducing the speed of cars in the village *“There are often complaints about cars speeding within the village and rural lanes in the parish. What measures would you support to reduce this?”* the question listed four measures and ‘other’.

All of the measures received support with car activated signs being the most popular. Respondents used the ‘other’ field and free text box mainly to express the need for more policing and enforcement of existing or any new regulations. Improved parking was also raised here.



Question Thirteen: Household vehicle parking

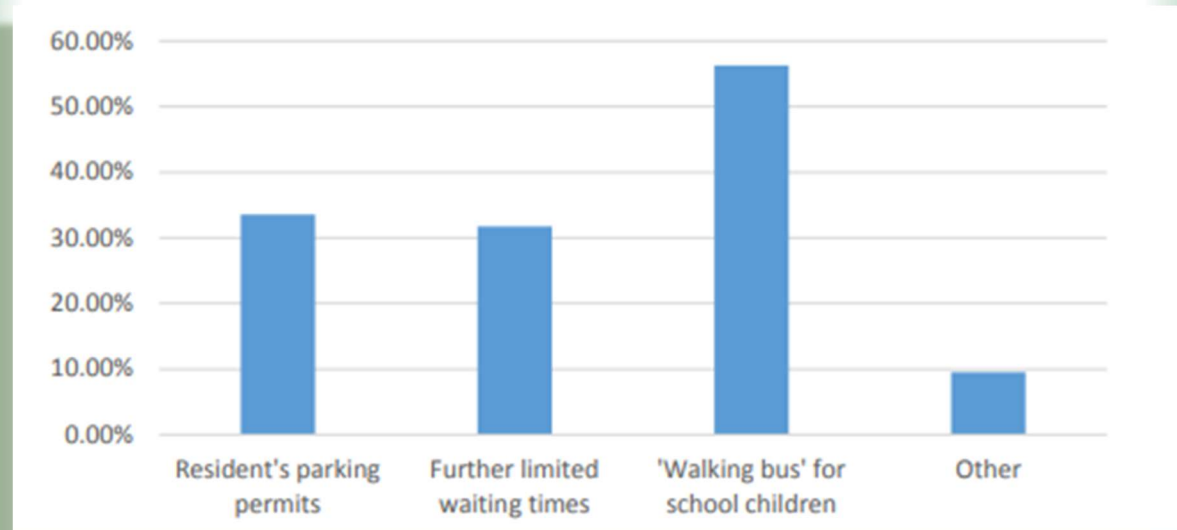
Respondents were asked “How many vehicles (including private & Commercial/trade vehicles) does your household park overnight in the following locations?” It was requested that only one person from a household answered this question.



The charts show that most overnight parking is on private property. Respondents used the ‘other’ field to either indicate they did not have a vehicle, or to voice concerns about parking issues in Exminster.

Question Fourteen: Improving parking

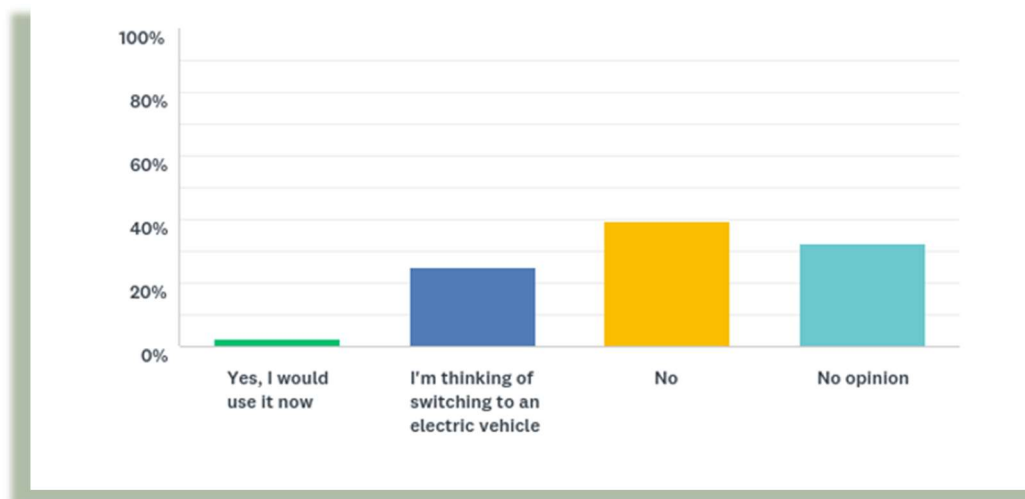
This question asked respondents: *“Which options would you support to address parking problems in the village?”* The question listed three options and ‘other’.



The option for a children's walking bus was most popular, although all suggestions were well received. Respondents used the 'other' option to raise the need for enforcement, suggested that walking be better encouraged, and that the option of a car park in the village should be reconsidered.

Question Fifteen: Electric car charging

Respondents were asked: “Would your household use an electric vehicle charging point in the village?”



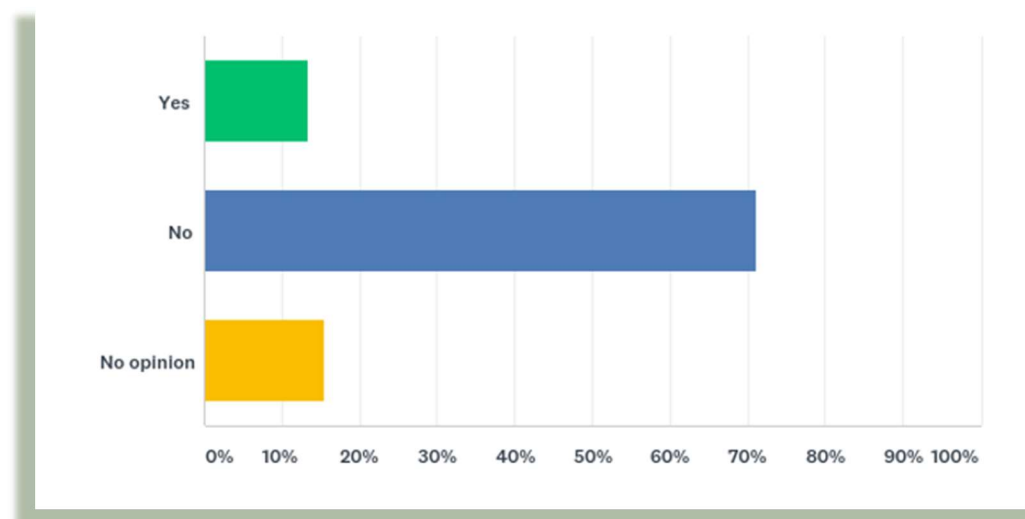
Question Sixteen: Lift sharing

This question asked respondents “Do you belong to a formal or informal lift sharing arrangement for work or school?”

Only 7.95% of respondents belonged to any kind of lift sharing arrangement.

Question Seventeen: Co-Cars

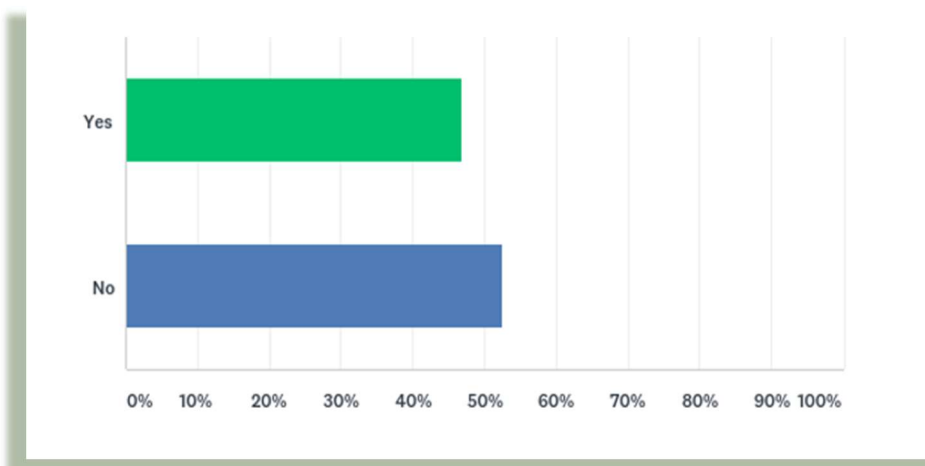
This question asked respondents: “Would anyone in your household use a co-car (a car sharing scheme) in Exminster?”



Most of the respondents said they would not although 13.4% of participants (128 individuals) said that they would.

Question Eighteen: Buses

Respondents were asked the question: *“Buses; Do you use the 2 / B / 2B services regularly (once a week or more often)?”*

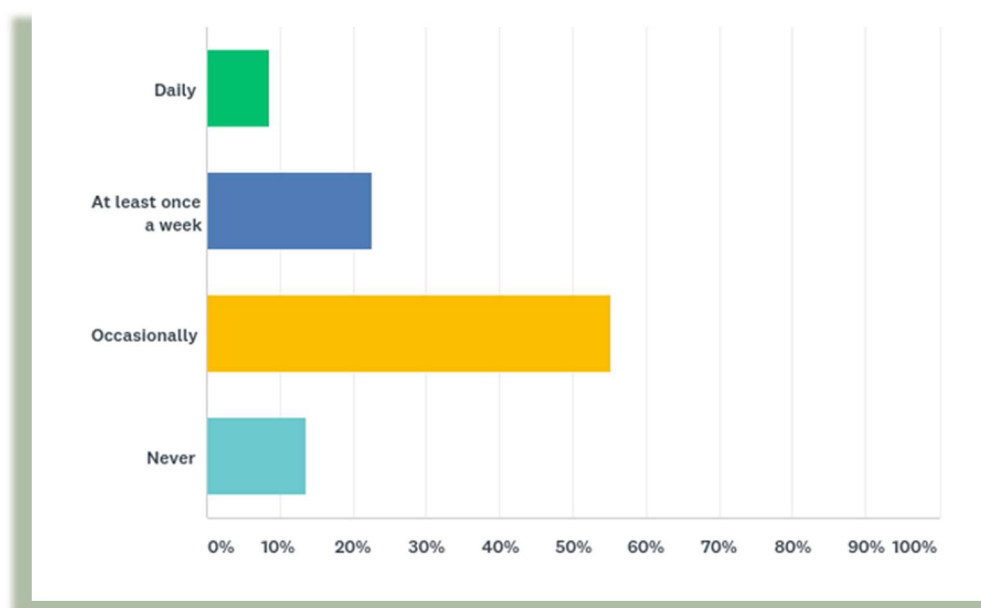


Almost half of respondents answered positively. Respondents used the free text box here predominantly to explain that the service is too expensive to use regularly.

Question Nineteen: Railway halt

Respondents were asked: *“If there were an Exminster railway halt, how often might you use the train service?”*

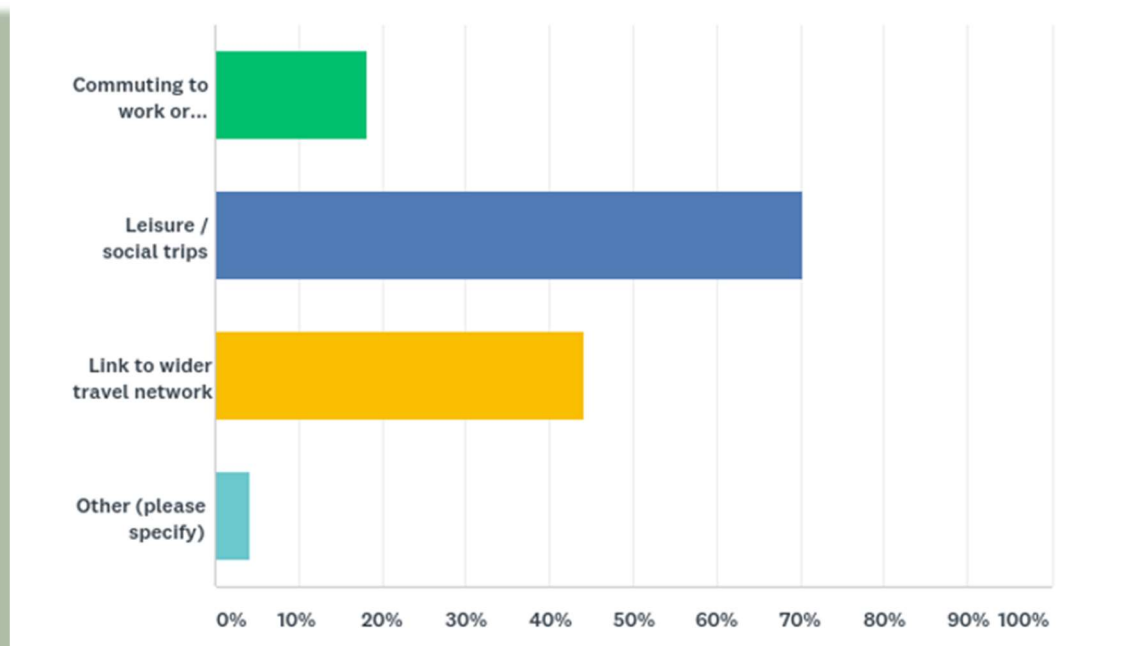
Over half of the respondents said that they would occasionally use an Exminster railway halt.



Question Twenty: Railway use

This question expands upon question nineteen and asked respondents: “*What would you primarily use the train service for?*”

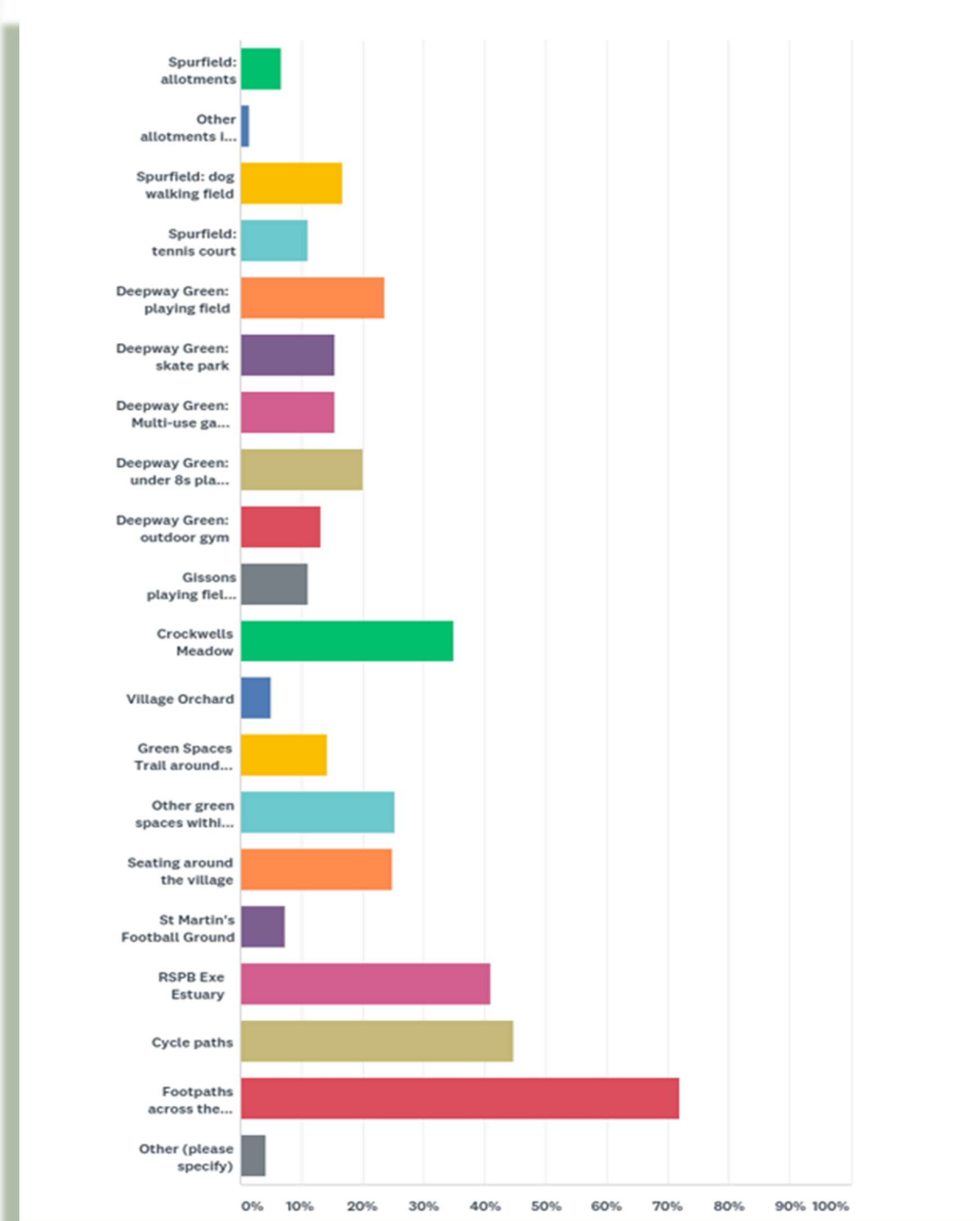
Most responded that they would use it for leisure and social trips. Respondents used the ‘other’ option to express positive sentiments towards the possibility for a train service, and to mention specific journeys they would take.



Question Twenty-One: Facilities

Respondents were asked: *“Exminster has the following leisure facilities and spaces within the parish boundaries. Which do you use regularly (at least once a month)?”* The question listed nineteen indoor and outdoor facilities in Exminster and an ‘other’ option.

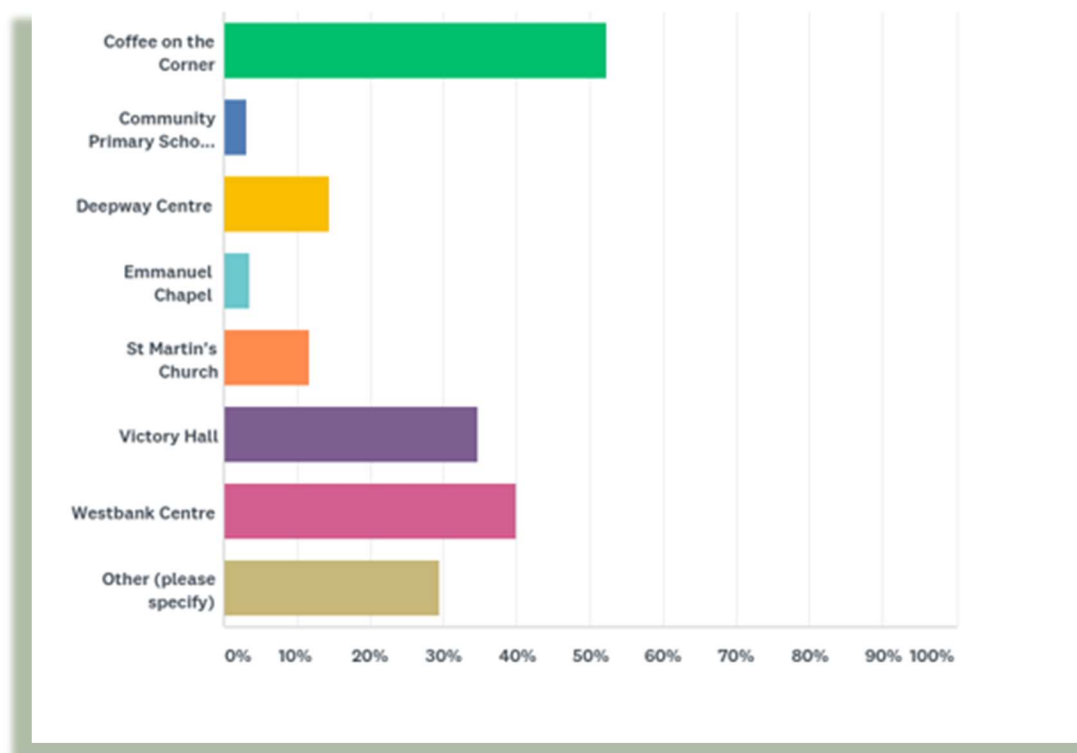
The most popular responses were the footpaths and cycle paths across the parish, with more specific responses including RSPB Exe Estuary and Crockwells Meadow.



Question Twenty-Two: Indoor facilities

The question asked respondents: “Which of the following indoor community facilities do you use regularly (at least once a month)? Please tick all that apply.” The question listed seven indoor facilities and an ‘other’ option.

Coffee on the Corner, Westbank, and the Victory Hall were the most well used. Participants used the free text box to express concern at the lack of facilities for young adults and the need for a youth club.



Question Twenty-Three: Improving facilities

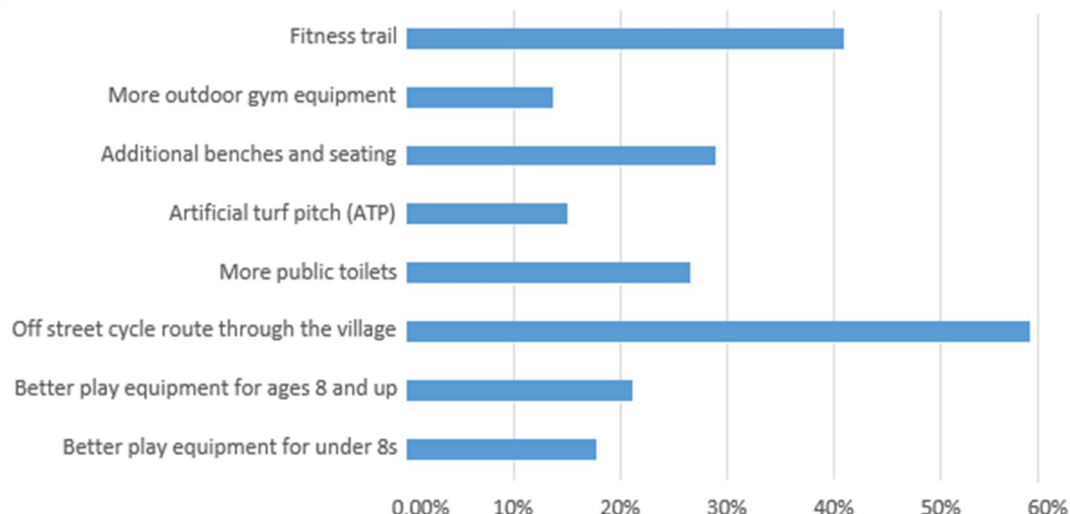
Following on from the previous two questions about facilities, respondents were asked: “What improvements would encourage you to use these facilities more frequently?”

This was a free text box where respondents suggested that the cost of some indoor facilities were prohibitive, that opening hours were restrictive, that the lack of parking prevented use. The need for better information on the availability of facilities was also raised.

Question Twenty-Four: Additional facilities

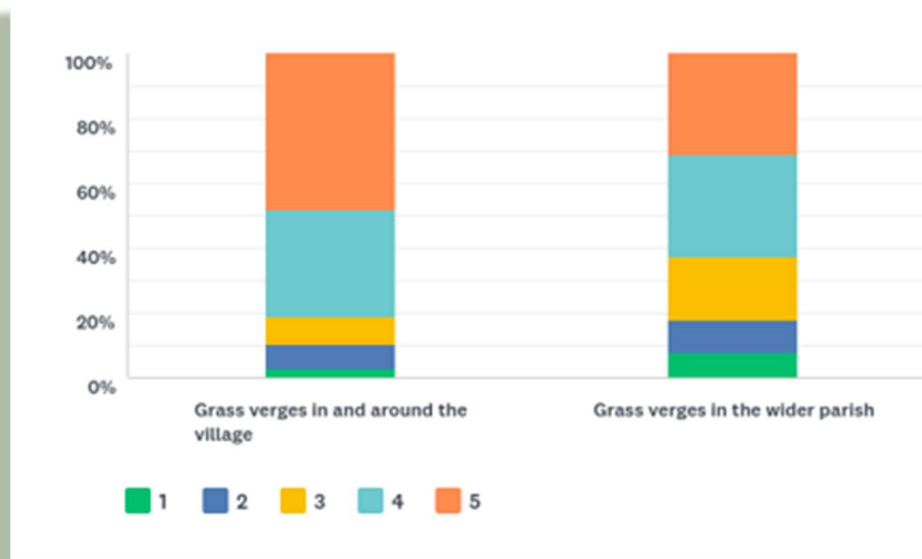
Respondents were asked “Which of the following additional facilities would you use in the village? (Please tick all that apply)”.

An off-street cycle route, and fitness trail were the most popular possible additional facilities. Respondents used the free text box to predominantly suggest a swimming pool.



Question Twenty-Five: Grass verges

Here respondents were asked: “How important is it to you that grass verges in the parish are kept neat and tidy? (Please select a number from 1 to 5, where 1=not at all, 2=a little, 3=no opinion, 4=important, 5=very important)”.

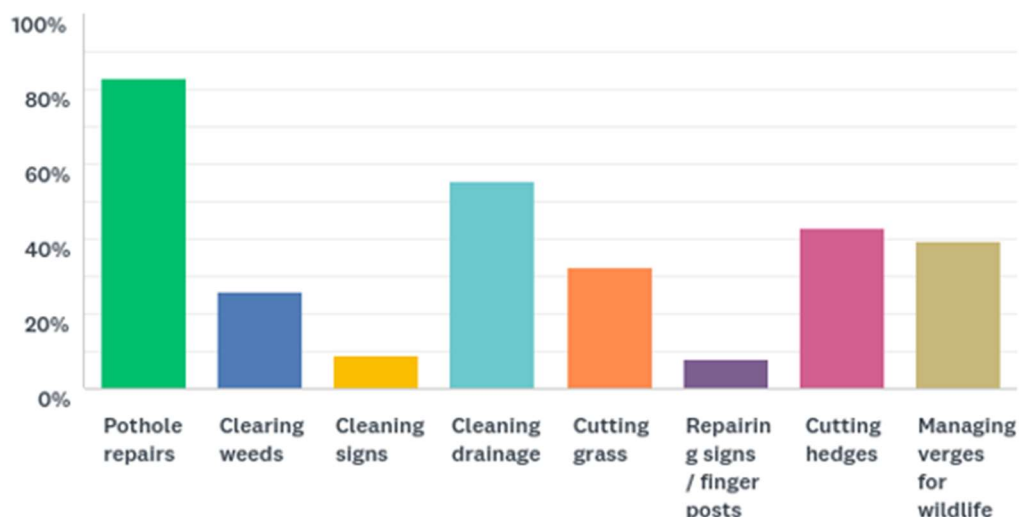


The neatness of grass verges in the village was seen as more important than in the wider parish.

Question Twenty-Six: Funding services

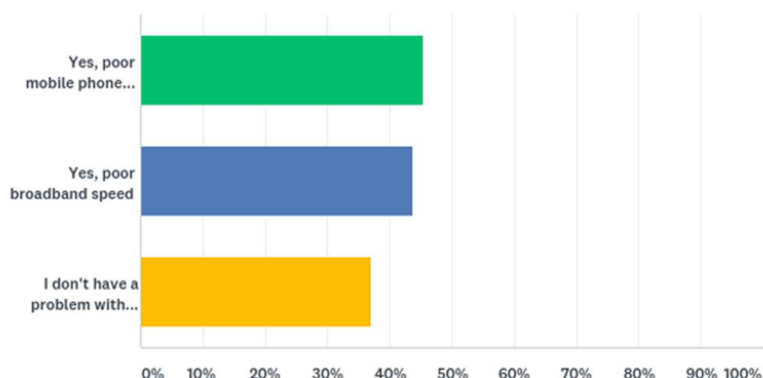
Respondents were asked “Which are the top three services that should be considered for funding?” and listed eight services.

The top three selected were pothole repairs, clearing drainage, and cutting hedges.



Question Twenty-Seven: Communication

Respondents were asked “Do you experience problems with your mobile phone reception or broadband service? (tick all that apply)”.

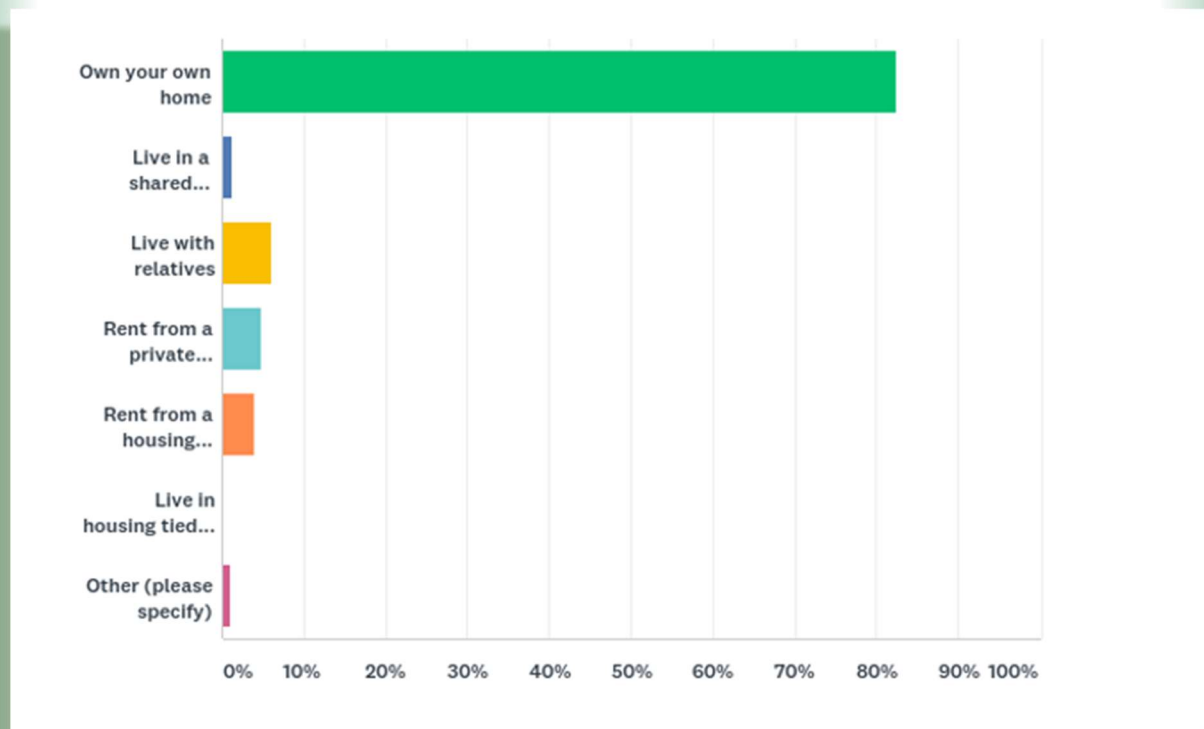


Almost half of participants did experience problems with their mobile phone reception (45.45%) or broadband (43.66%).

Question Twenty-Eight: Housing arrangements

Respondents were asked “Which of the following housing arrangements applies to you? Please tick one option only.”

With 82.47% of respondents owning their own home, this is well above the national average of 64% (using the Government’s 2017/18 figures from the English Housing Survey).



Question Twenty-Nine: Community Land Trust

This question asked respondents “Would you be interested in becoming a member of a local Community Land Trust?”

Community Land Trusts (CLT) were explained.

Only 3.99% of respondents were interested in becoming a member of a CLT.

Question Thirty: Affordable housing

Question thirty asked respondents: “Do you know of anybody who has had to leave the parish in the last five years due to lack of affordable housing?”

Affordable housing was explained.

11.44% answered that they did know of somebody that has had to leave the parish in the last five years due to lack of affordable housing.

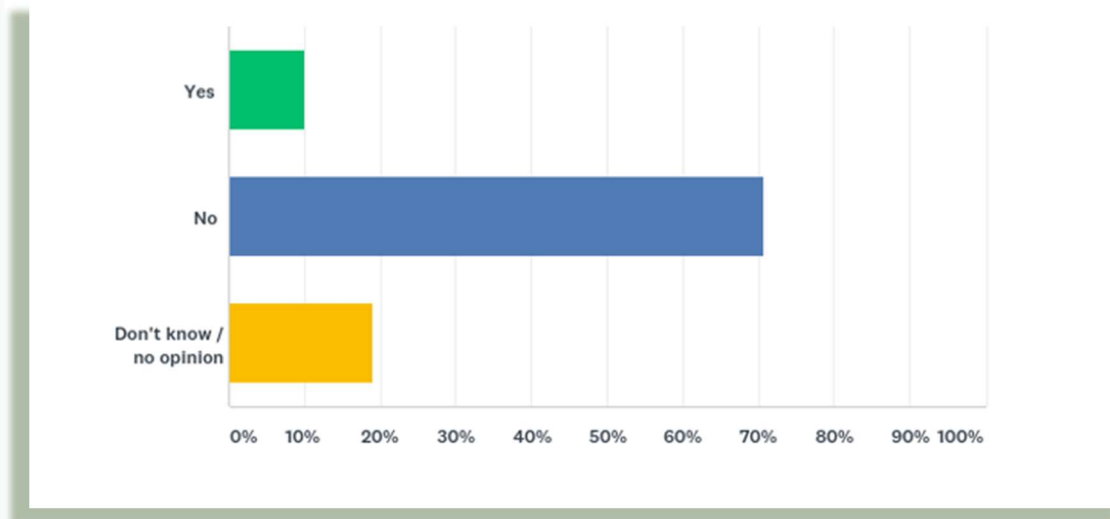
Question Thirty-One: Supporting affordable housing

Respondents were asked: *“If a need for affordable housing is identified in the Parish, would you support a housing development for local people to meet that need?”*

60.78% answered Yes to this.

Question Thirty-Two: Intention to move

Respondents were asked: *“Do you intend to move to a new home within the parish in the next 5 years?”*

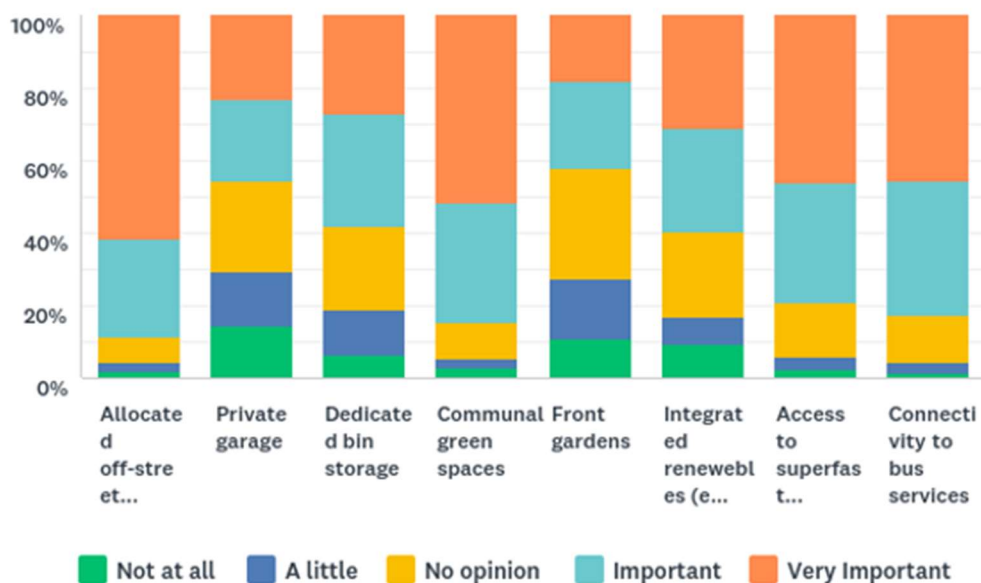


The majority of respondents do not intend to move within the parish in the next five years.

Question Thirty-Three: New build design

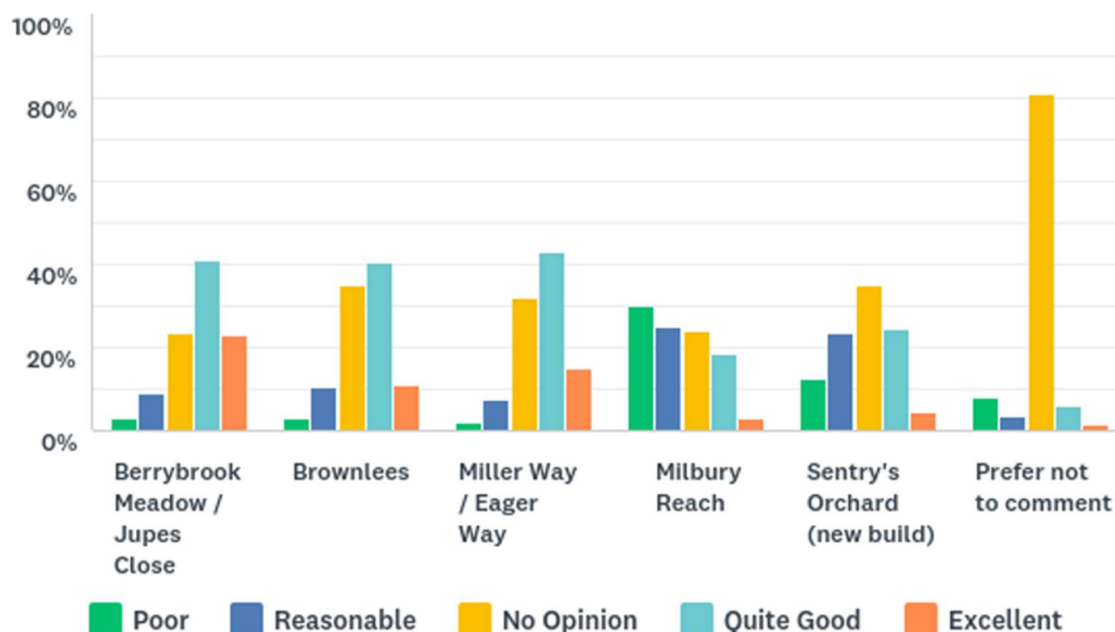
Respondents were asked: “Thinking about new developments, how important to you are the following facilities and design features?” The question listed eight facilities and design features.

The most important facilities and design features given were allocated off-street parking, access to green spaces, and connectivity to Exeter.



Question Thirty-Four: Impression of existing developments

Respondents were asked to: *“Please give your overall impression of the following housing developments in the village in terms of layout, design interest, size/scale of buildings and materials.”* Five housing developments in Exminster were listed along with an option not to comment.

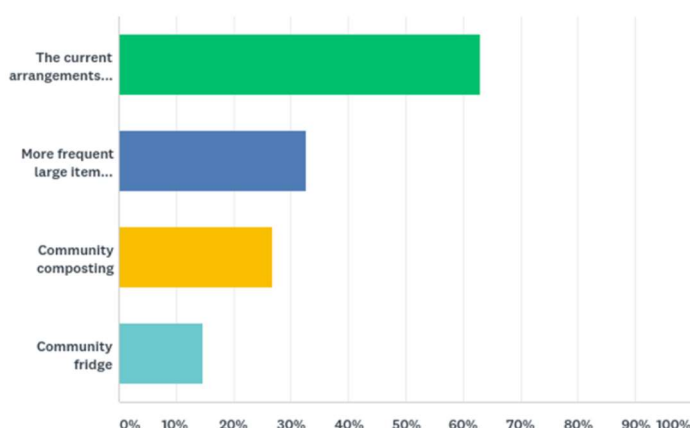


Overall, the Milbury Reach development was viewed less well than Berrybrook Meadow, Brownlees, Miller Way, and Sentry's Orchard.

Question Thirty-Five: Recycling

Respondents were asked: *“What facilities or services are needed to recycle more effectively? (Please tick all that apply)”*. The question listed four services.

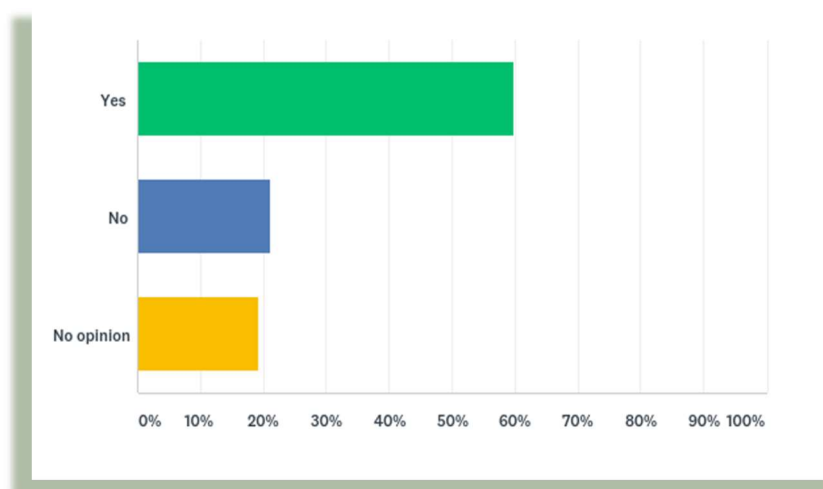
62.92% were satisfied with current recycling arrangements but more frequent large item collection and community composting were both popular suggestions, with a community fridge being a less popular option but still attracting 147 positive responses.



Question Thirty-Six: Environmental measures

Respondents were asked: “Would you support the use of Parish Council funds to introduce environmental measures in Exminster, such as solar panels on community buildings, even where there was no immediate financial return? (Please tick one option)”.

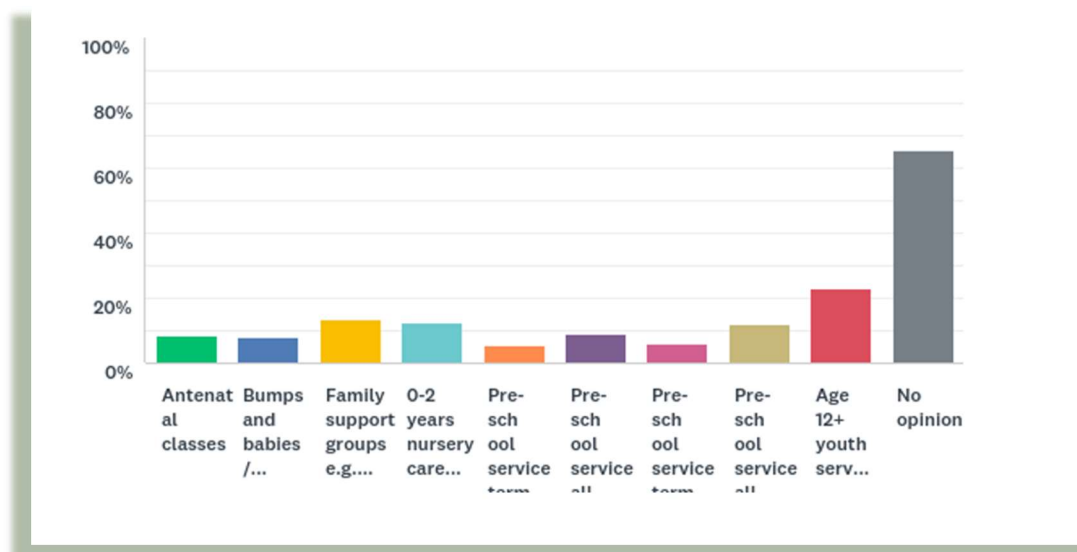
The majority (59.78%) supported this.



Question Thirty-Seven; Children's Facilities

This question asked respondents: “Is there a requirement for additional children's services in the locality? If so what (please tick all applicable boxes)”. The question listed nine services.

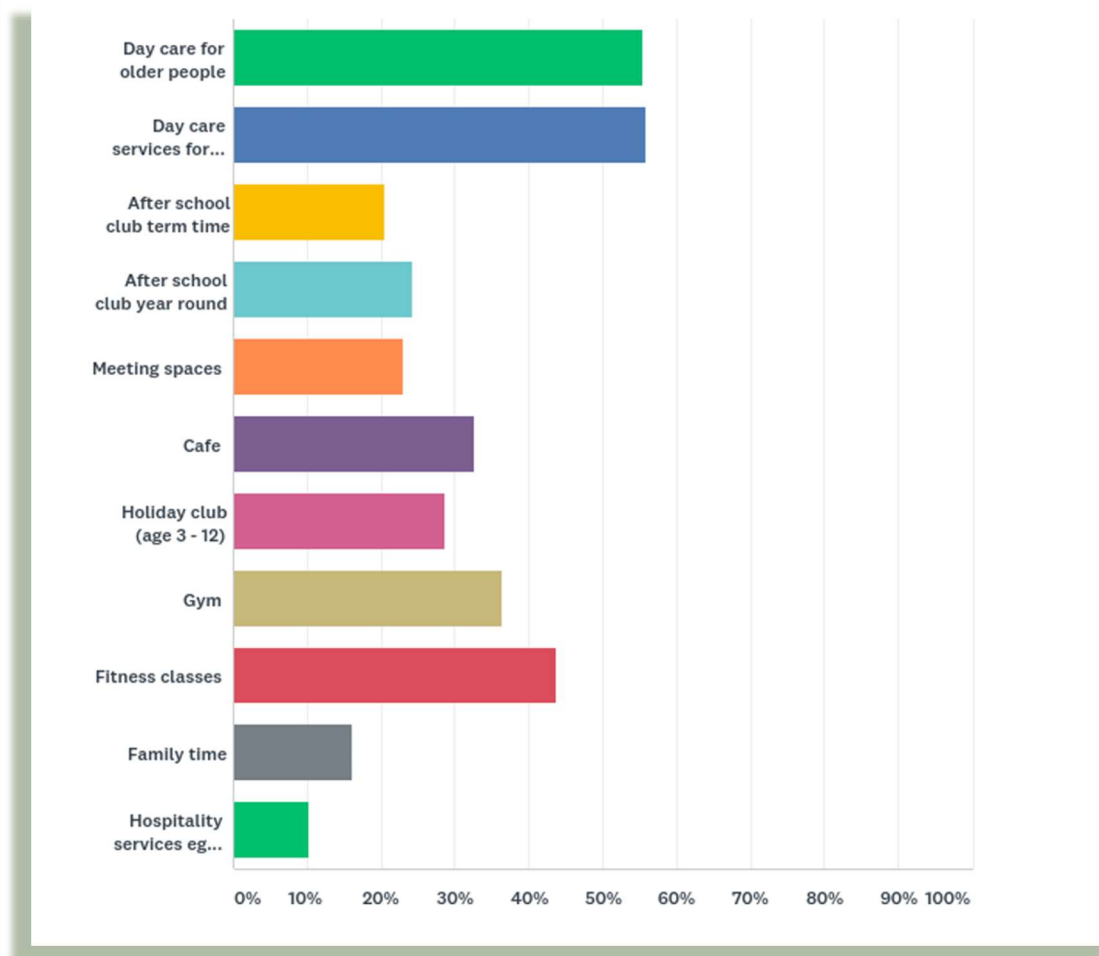
While the majority had no opinion on this question, the most popular service deemed to be required was an age 12+ youth service.



Question Thirty-Eight: Westbank Healthy Living & Community Care

This question asked respondents: *“Westbank provides a range of services serving the villages of Exminster, Kenton, Starcross, Kenn and Kennford. What extra services, health or sport facilities would you like to see being delivered in the locality, or possibly based at Westbank? Please tick the services you would like to see.”* The question listed eleven services.

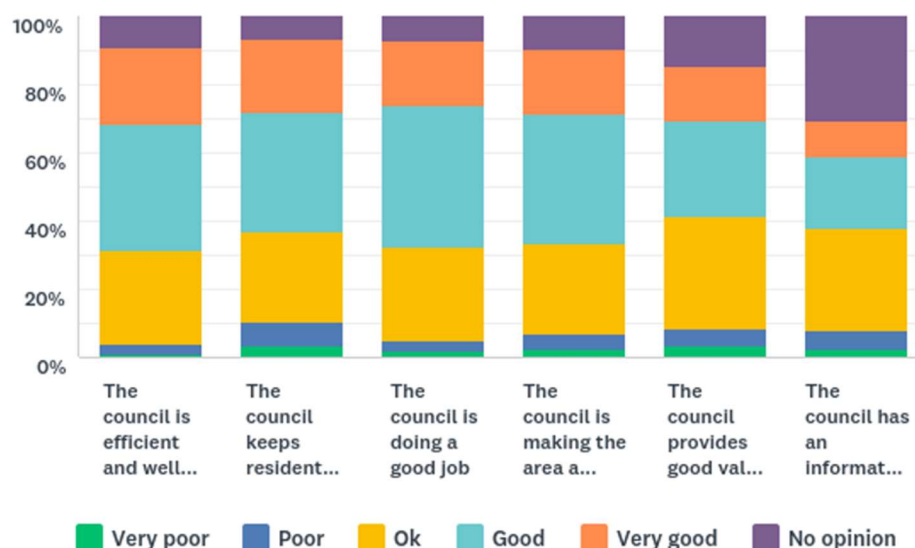
Day services for older people, and for older people with dementia, were the most popular responses.



Question Thirty-Nine: Exminster Parish Council

Respondents were asked: *“How satisfied are you with the way Exminster Parish Council runs things?”*

The majority of responses selecting ‘Ok’ to ‘Very good’ for all given aspects of the council.



Question Forty: Practical ideas

Respondents were asked: *“Do you have any specific practical ideas you would like to see the parish council pursue?”*

In this free text field, a wide range of comments were received with including reiteration of themes previously mentioned such as parking, speeding, and a desire for the village to have a swimming pool.

Additionally, a number of respondents mentioned the Council could improve its social media presence and website and add minutes of meetings sooner after the meeting.

There were also some specific maintenance issues mentioned such as the stream in Crockwells Close requiring clearance, enforcement of overgrown hedges from private land onto footpaths, and while some mentioned wildflower verges while others suggested roadsides be better maintained and kerbs cleared of weeds.

Question Forty-One: Any other points

Respondents were asked: “If you have any further comments relating to this survey, the issues raised or about the Plan generally, please submit them below”.

Many respondents used this to express that they are happy with the NHS facilities of the village and feel it meets their needs e.g., access to doctors, pharmacy and nurses. Respondents are also generally pleased with the variety of shops though would like a take-away or restaurant in the village too.

The issues with parking and speeding were raised again.